

The Financial Results of the Parish will be published on a rotation basis:

1st Week:

- * Operating Income
- * Operating Expenses

2nd Week:

- * Capital Campaign
- * Building Loan

3rd Week:

- Diocese of St. Petersburg
- * APA
- * Forward in Faith

4th Week:


- * Monthly Summary
- * Current Initiatives
- * Interesting Facts

May 2018 - Operating Income & Operating Expenses

Operating Income

Offertory Revenue	\$102,086	96%
Other Operating Revenue	\$4,365	4%
Total Operating Income	\$106,451	100%

Total Operating Income



Operating Expenses

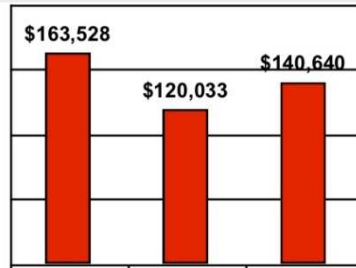
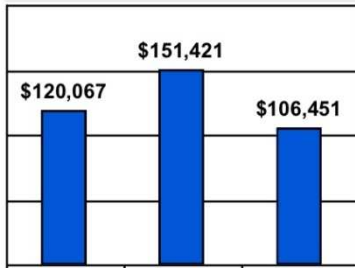
Pastoral, Worship & Music	\$32,752	23%
Faith Formation	\$20,516	15%
Administration	\$33,135	24%
Facilities & Operating Expenses	\$54,237	38%
Total Operating Expenses	\$140,640	100%

Total Operating Expenses



Operating Income - Expenses **-\$34,189**

Quarterly Summary



Total Operating Income **\$377,939**

Total Operating Expenses **\$424,201**

Total Operating Net **-\$46,262**

These figures are time sensitive which changes on a monthly basis.

The Financial Results of the Parish will be published on a rotation basis:

1st Week:

- ✦ Operating Income
- ✦ Operating Expenses

2nd Week:

- ✦ Capital Campaign
- ✦ Building Loan

3rd Week:

- Diocese of St. Petersburg
- ✦ APA
- ✦ Forward in Faith

4th Week:

- ✦ Monthly Summary
- ✦ Current Initiatives
- ✦ Interesting Facts

Capital Campaign & Building Loan

CAPITAL CAMPAIGN	\$ Amount	# Pledges	%
Pledged	\$9,881,558	2,881	100%
Paid	\$9,122,034	2,482	86%
Outstanding Pledges	\$759,524	399	14%

May 2018

Contributions - Expenses

Contributions

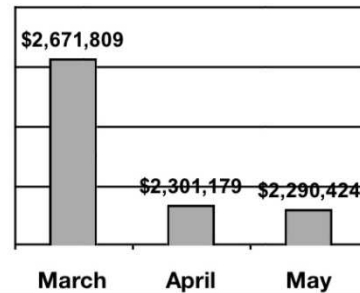
Total Funds Received \$49,969

Expenses


Mortgage Loan Interest Payment \$9,245

Contributions - Expenses (*) \$40,724

BUILDING LOAN	\$ Amount
May 2018	
Beginning Balance	\$2,301,179
Less	
Principal Payment (*)	\$10,755
Ending Balance	\$2,290,424



Quarterly Summary



These figures are time sensitive which changes on a monthly basis.

Notes : (*) The payment is due the 1st of the month.
 The check is generally written 4 to 7 days before the end of the month.
 However, contributions are still being received to the last day of the month.
 Also with the Capital Campaign account agreed each month to leave \$10,000 at the time of writing the check.
 Remaining balance will be paid the following month.

The Financial Results of the Parish will be published on a rotation basis:

1st Week:

- ✦ Operating Income
- ✦ Operating Expenses

2nd Week:

- ✦ Capital Campaign
- ✦ Building Loan

3rd Week:

- ✦ Diocese of St. Petersburg
- ✦ APA
- ✦ Forward in Faith

4th Week:

- ✦ Monthly Summary
- ✦ Current Initiatives
- ✦ Interesting Facts

Diocese of St. Petersburg - APA & Forward in Faith

What is the Annual Pastoral Appeal (APA)?

Each year, all of the parishes in the Diocese of St. Petersburg are accessed roughly 13% of their combined parish revenues (offertory collections) to fund the operating budget of our diocesan level ministries and services which serve its five counties.

The Annual Pastoral Appeal (APA), managed by the Diocese of St. Petersburg, is the annual fundraiser or appeal initiated in January by a mailing pledge cards to all of the parishioners of each parish inviting them to contribute directly toward helping their specific parish pay its yearly APA required assessment.

The requirement is for each parish to reach their assessment amount (*optimally through pledge contributions or one time donations*).

However, **if the goal is not met, the balance due must be paid out of the parish's operating funds** (which are the offertory collections which fund their operating budgets).

2018 Annual Pastoral Appeal (APA)		%		
Required Assessment	\$307,226	100%		
Paid				
From Parishioner APA Donations	\$59,154	19%		
Taken from St. Mark Offertory (Operating Budget)	\$0	0%		
Total Paid	\$59,154	19%		
Balance (To be paid Dec 31, 2018)	\$248,072	81%		
May 2018				
Parishioners Pledge Ranges	# Donors	TOTAL PLEDGED	TOTAL PAID	BALANCE
\$0 - \$9	1	\$5	\$5	\$0
\$10 - \$24	14	\$216	\$216	\$0
\$25 - \$49	22	\$610	\$610	\$0
\$50 - \$74	24	\$1,238	\$1,084	\$154
\$75 - \$99	12	\$928	\$908	\$20
\$100 - \$249	100	\$13,930	\$12,702	\$1,228
\$250 - \$499	56	\$17,911	\$15,506	\$2,405
\$500 - \$999	31	\$19,143	\$12,955	\$6,188
\$1,000 - \$2,499	11	\$15,841	\$12,758	\$3,083
\$2,500 - and Up	2	\$6,025	\$2,410	\$3,615
Total Pledges	273	\$75,847	\$59,154	\$16,693
# Parishioners Registered	3,592			
% Parishioners with Pledges	8%			
<i>We thank our 273 St. Mark parishioners who are pledging and contributing in helping us pay our 2018 required assessment of \$307,226.</i>				
PLEDGED: 8% Parishioners - \$278 Avg.				

FORWARD IN FAITH

Diocesan Campaign to raise \$50 million to help the catholic schools and other large capital projects that can not be funded simply by APA.

	Goal	Total Paid	Balance
May 2018	\$746,508	\$559,881	\$186,627

These figures are time sensitive which changes on a monthly basis.

The Financial Results of the Parish will be published on a rotation basis:

1st Week:

- * Operating Income
- * Operating Expenses

2nd Week:

- * Capital Campaign
- * Building Loan

3rd Week:

- Diocese of St. Petersburg
- * APA
- * Forward in Faith

4th Week:

- * Monthly Summary
- * Current Initiatives
- * Interesting Facts

Monthly Summary - Current Initiatives - Interesting Facts

INCOME & EXPENSES	Operating Income	Operating Expenses	Operating Balance
May 2018	\$106,451	\$140,640	-\$34,189
CAPITAL CAMPAIGN	Total Amount	# Pledges	(%) # Pledges
Outstanding Pledges	\$759,524	399	14%
BUILDING LOAN	Beginning Balance	Principal Payment	Ending Balance
May 2018	\$2,301,179	\$10,755	\$2,290,424
Annual Pastoral Appeal (APA) <i>Annual Fundraiser, or Appeal, to the parishioners of the Diocese of St. Petersburg (DOSP) asking them to contribute directly to diocesan ministries and services.</i>			
	Required Assessment	Total Paid	Balance
2018 Assessment <i>(To be paid Dec 31, 2018)</i>	\$307,226	\$59,154	\$248,072
FORWARD IN FAITH <i>Diocesan Campaign to raise \$50 million to help the catholic schools and other large capital projects that can not be funded simply by APA.</i>			
	Goal	Total Paid	Balance
May 2018	\$746,508	\$559,881	\$186,627

Current Initiatives - 20% Increase in OFFERTORY



These figures are time sensitive which changes on a monthly basis.