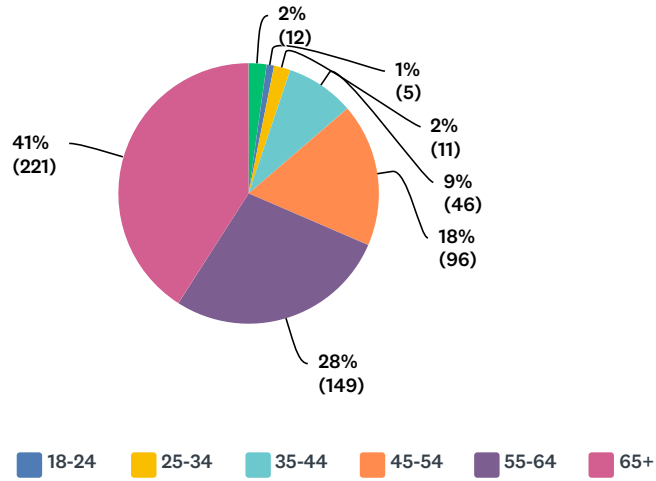


### Q1 What is your age?

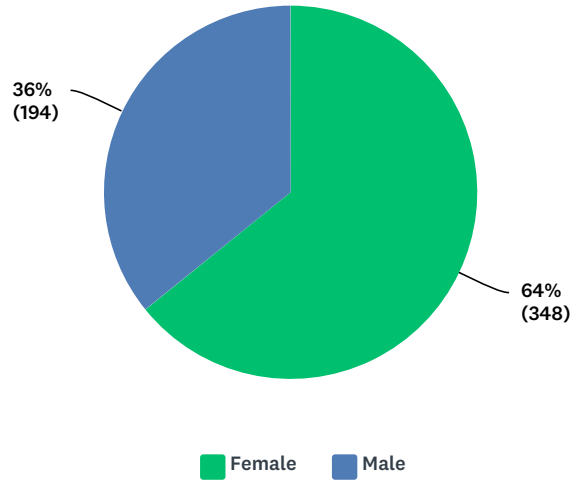
Answered: 540 Skipped: 10



ANSWER CHOICES	RESPONSES	
Under 18	2%	12
18-24	1%	5
25-34	2%	11
35-44	9%	46
45-54	18%	96
55-64	28%	149
65+	41%	221
<b>TOTAL</b>		<b>540</b>

## Q2 What is your gender?

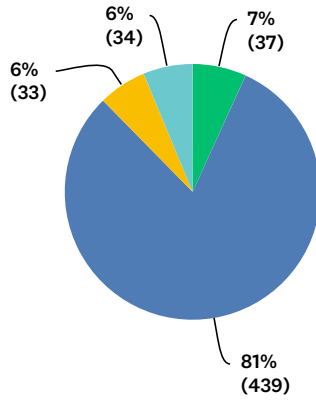
Answered: 542 Skipped: 8



ANSWER CHOICES	RESPONSES	
Female	64%	348
Male	36%	194
TOTAL		542

### Q3 What is your marital status?

Answered: 543 Skipped: 7

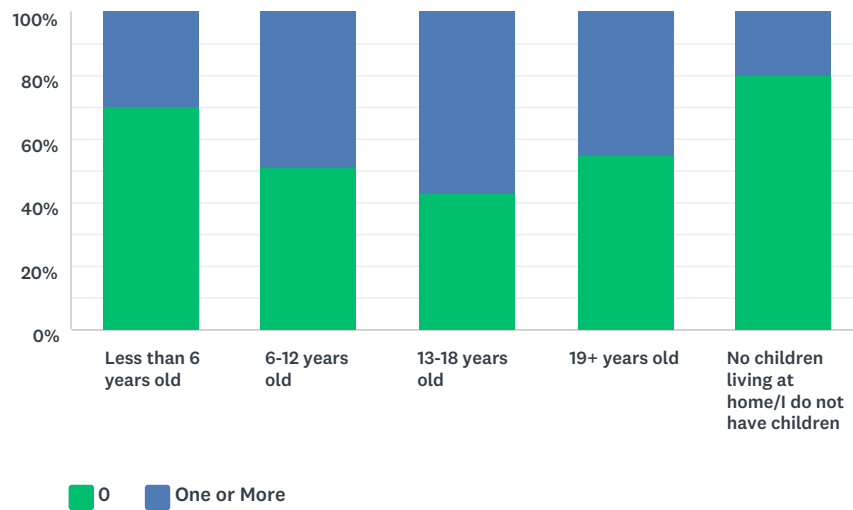


■ Single, never married 
 ■ Married 
 ■ Divorced or Separated 
 ■ Widowed

ANSWER CHOICES	RESPONSES	
Single, never married	7%	37
Married	81%	439
Divorced or Separated	6%	33
Widowed	6%	34
TOTAL		543

### Q4 If you are a parent, how many children, by age, currently live in your household?

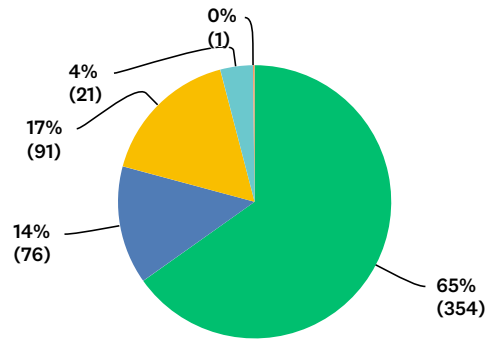
Answered: 480 Skipped: 70



	0	ONE OR MORE	TOTAL
Less than 6 years old	70% 117	30% 49	166
6-12 years old	51% 83	49% 80	163
13-18 years old	43% 79	57% 105	184
19+ years old	55% 99	45% 81	180
No children living at home/I do not have children	80% 217	20% 55	272

### Q5 What best describes you?

Answered: 543 Skipped: 7

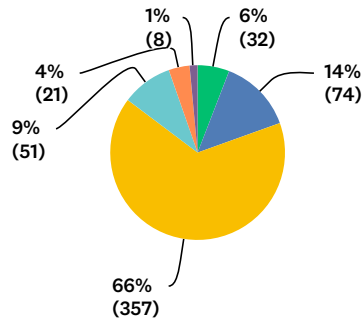


■ Active Catholic since birth  
 ■ Returned Catholic  
 ■ Catholic convert  
■ Inactive Catholic  
 ■ Non-Catholic

ANSWER CHOICES	RESPONSES	
Active Catholic since birth	65%	354
Returned Catholic	14%	76
Catholic convert	17%	91
Inactive Catholic	4%	21
Non-Catholic	0%	1
<b>TOTAL</b>		<b>543</b>

### Q6 How often do you attend Mass?

Answered: 543 Skipped: 7

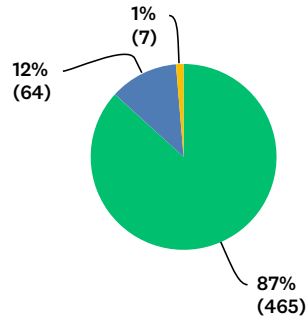


- Daily
- Frequently (more than once per week)
- Weekly
- Occasionally (1-2 times per month)
- Infrequently (6-12 times per year)
- Rarely (Christmas, Easter, Wedding, Funerals, etc.)
- Never

ANSWER CHOICES	RESPONSES	
Daily	6%	32
Frequently (more than once per week)	14%	74
Weekly	66%	357
Occasionally (1-2 times per month)	9%	51
Infrequently (6-12 times per year)	4%	21
Rarely (Christmas, Easter, Wedding, Funerals, etc.)	1%	8
Never	0%	0
<b>TOTAL</b>		<b>543</b>

### Q7 What is your primary place of worship?

Answered: 536 Skipped: 14

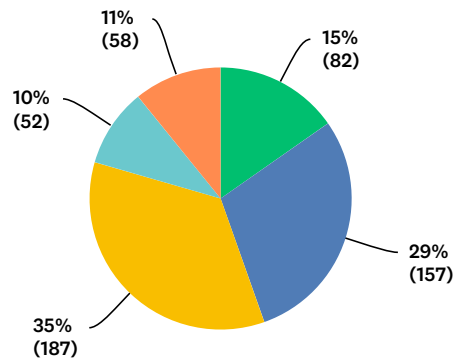


- I normally attend Mass at St. Joseph Marelo.
- I attend Mass at St. Joseph Marelo and other churches.
- I normally attend Mass at other churches.

ANSWER CHOICES	RESPONSES	
I normally attend Mass at St. Joseph Marelo.	87%	465
I attend Mass at St. Joseph Marelo and other churches.	12%	64
I normally attend Mass at other churches.	1%	7
<b>TOTAL</b>		<b>536</b>

### Q8 Which weekend Mass do you attend most frequently at St. Joseph Morello

Answered: 536 Skipped: 14



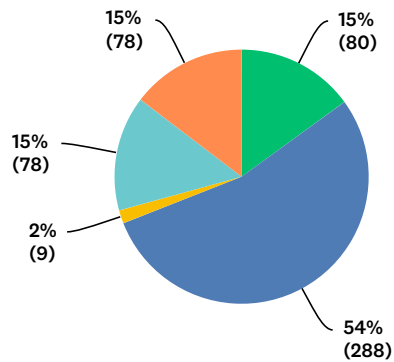
■ Saturday Vigil (5 pm)
 ■ Sunday 8:30 am
 ■ Sunday 10:30 am
 ■ Sunday 5 pm
 ■ No specific pattern

ANSWER CHOICES	RESPONSES	
Saturday Vigil (5 pm)	15%	82
Sunday 8:30 am	29%	157
Sunday 10:30 am	35%	187
Sunday 5 pm	10%	52
No specific pattern	11%	58
<b>TOTAL</b>		<b>536</b>



### Q9 What is the primary reason for choosing the Mass time you selected in Question 8?

Answered: 533 Skipped: 17

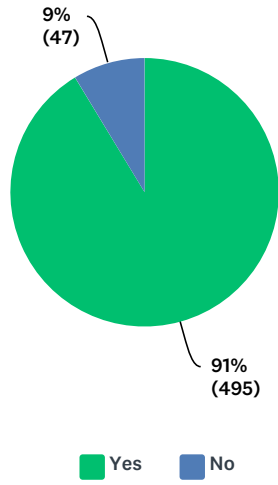


■ Music   
 ■ Schedule   
 ■ Homilist   
 ■ Mass with my family and friends  
■ Other (please specify)

ANSWER CHOICES	RESPONSES	
Music	15%	80
Schedule	54%	288
Homilist	2%	9
Mass with my family and friends	15%	78
Other (please specify)	15%	78
<b>TOTAL</b>		<b>533</b>

### Q10 Are you a registered parishioner?

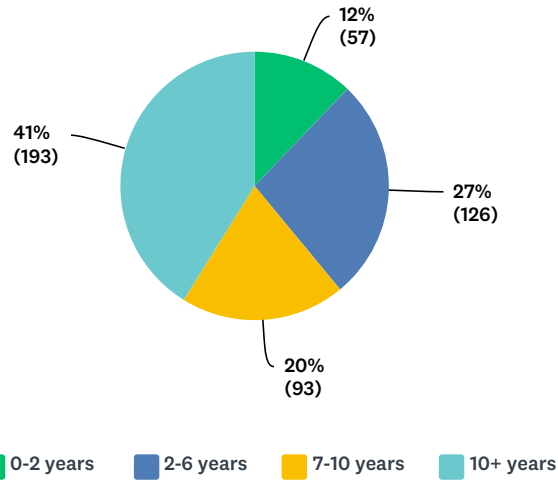
Answered: 542 Skipped: 8



ANSWER CHOICES	RESPONSES	
Yes	91%	495
No	9%	47
TOTAL		542

### Q11 How long have you been a parishioner at St. Joseph Mareello?

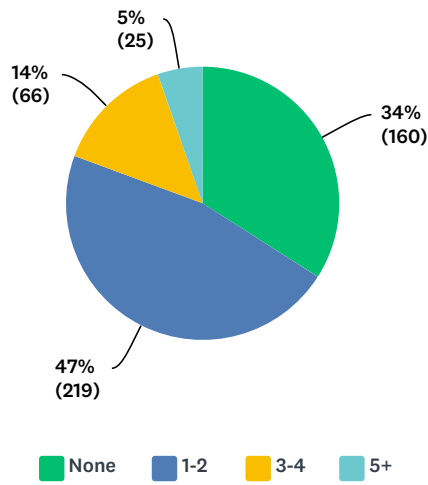
Answered: 469 Skipped: 81



ANSWER CHOICES	RESPONSES	
0-2 years	12%	57
2-6 years	27%	126
7-10 years	20%	93
10+ years	41%	193
TOTAL		469

### Q12 How many parish activities/ministries/organizations are you actively involved with?

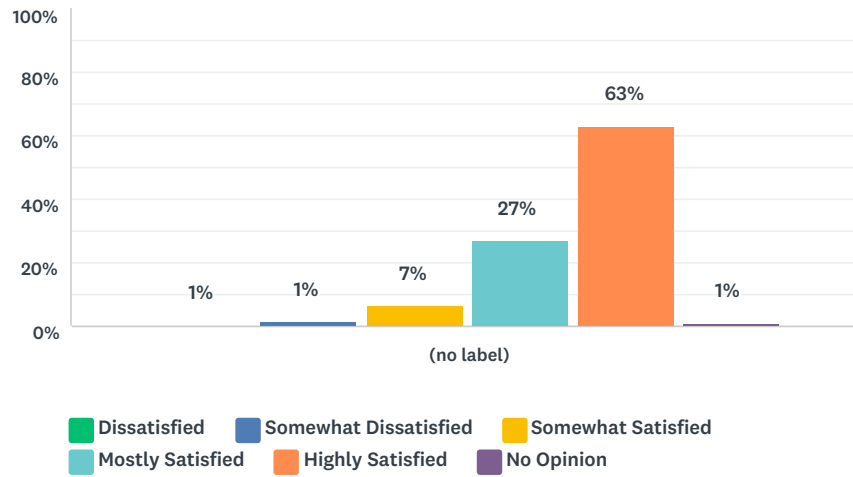
Answered: 470 Skipped: 80



ANSWER CHOICES	RESPONSES	
None	34%	160
1-2	47%	219
3-4	14%	66
5+	5%	25
<b>TOTAL</b>		<b>470</b>

Q13 Overall, how satisfied are you with the St. Joseph Morello parish?

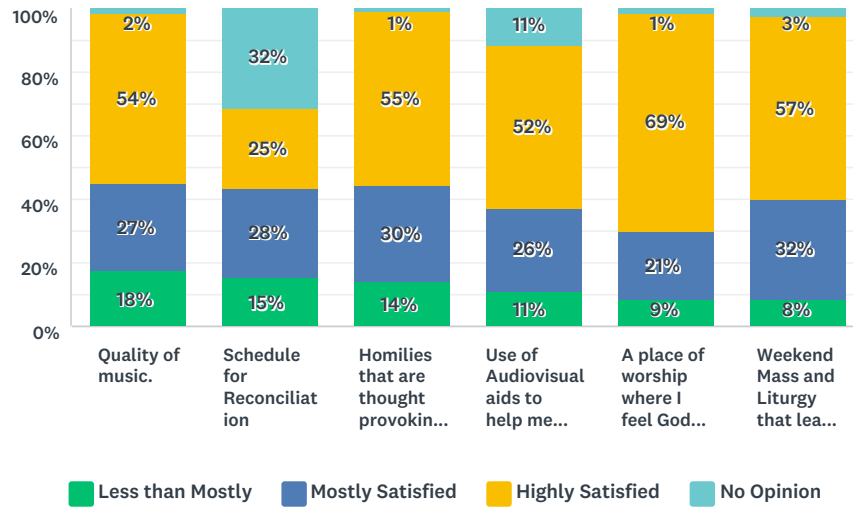
Answered: 507 Skipped: 43



	DISSATISFIED	SOMEWHAT DISSATISFIED	SOMEWHAT SATISFIED	MOSTLY SATISFIED	HIGHLY SATISFIED	NO OPINION	TOTAL	WE AVI
(no label)	1%	1%	7%	27%	63%	1%	507	
	3	7	34	138	319	6		

### Q14 How would you rate the following aspects of Worship at this parish?

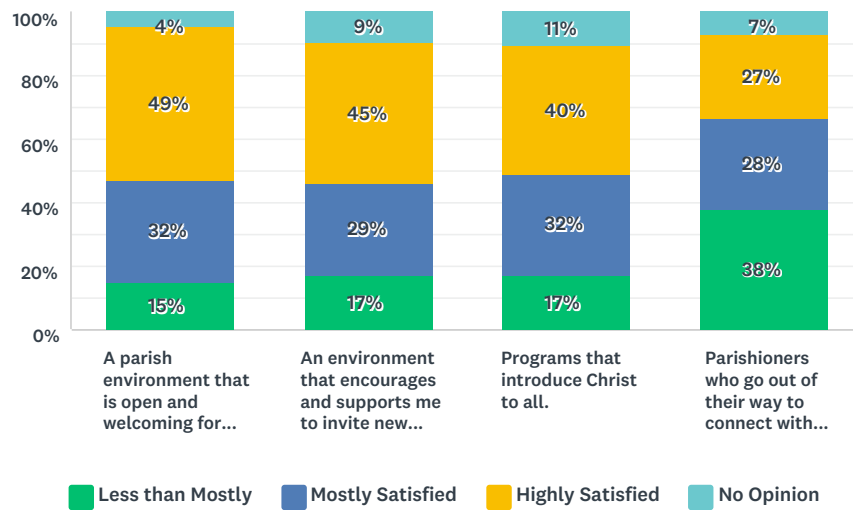
Answered: 513 Skipped: 37



	LESS THAN MOSTLY	MOSTLY SATISFIED	HIGHLY SATISFIED	NO OPINION	TOTAL
Quality of music.	18% 89	27% 138	54% 271	2% 8	506
Schedule for Reconciliation	15% 76	28% 141	25% 123	32% 157	497
Homilies that are thought provoking or inspiring.	14% 72	30% 154	55% 280	1% 4	510
Use of Audiovisual aids to help me participate in Mass.	11% 56	26% 131	52% 261	11% 58	506
A place of worship where I feel God's presence.	9% 44	21% 109	69% 349	1% 7	509
Weekend Mass and Liturgy that lead me closer to Christ.	8% 43	32% 161	57% 293	3% 14	511

### Q15 How would you rate the following aspects of Evangelization (i.e. reaching out together) at this parish?

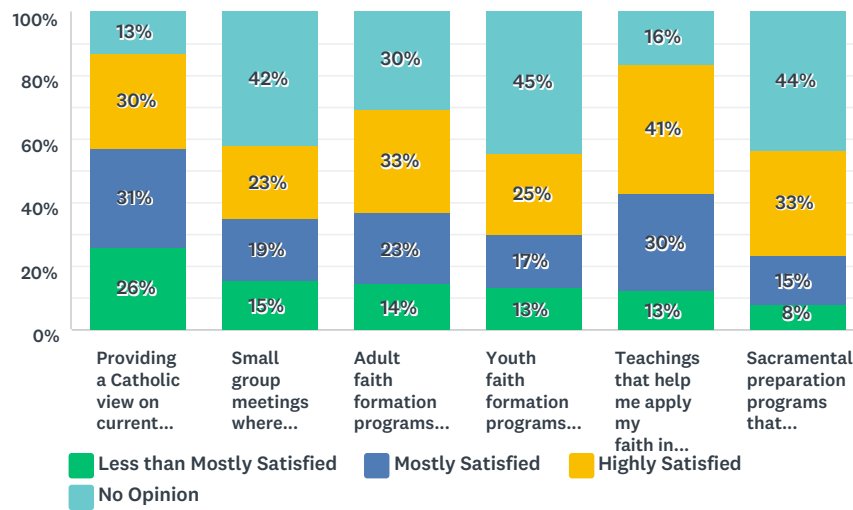
Answered: 511 Skipped: 39



	LESS THAN MOSTLY	MOSTLY SATISFIED	HIGHLY SATISFIED	NO OPINION	TOTAL
A parish environment that is open and welcoming for new members.	15% 77	32% 162	49% 250	4% 22	511
An environment that encourages and supports me to invite new people.	17% 87	29% 146	45% 228	9% 48	509
Programs that introduce Christ to all.	17% 87	32% 161	40% 204	11% 54	506
Parishioners who go out of their way to connect with people they do not know.	38% 194	28% 144	27% 135	7% 36	509

### Q16 How would you rate the following aspects of Discipleship (i.e. learning together) at this parish?

Answered: 510 Skipped: 40

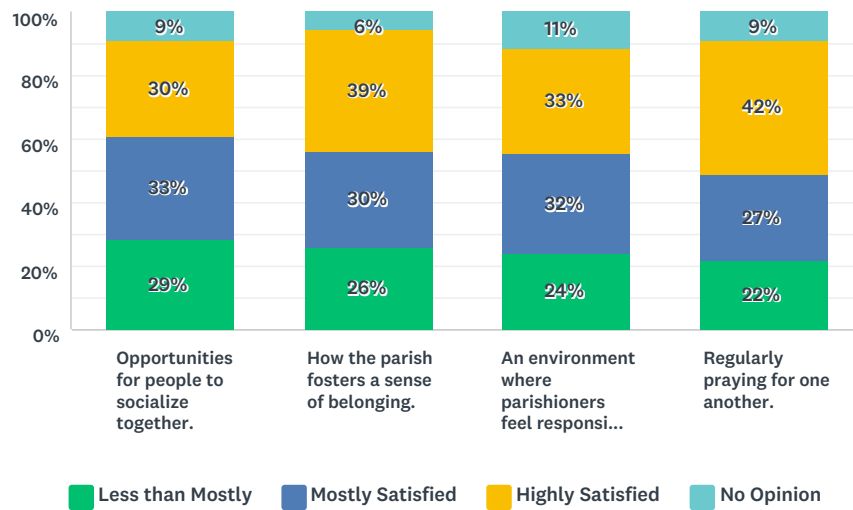


	LESS THAN MOSTLY SATISFIED	MOSTLY SATISFIED	HIGHLY SATISFIED	NO OPINION	TOTAL
Providing a Catholic view on current issues.	26% 131	31% 155	30% 150	13% 65	501
Small group meetings where parishioners can share in their faith.	15% 77	19% 97	23% 117	42% 209	500
Adult faith formation programs that deepen a relationship in Christ.	14% 72	23% 114	33% 166	30% 153	505
Youth faith formation programs that reach younger parishioners.	13% 67	17% 85	25% 127	45% 224	503
Teachings that help me apply my faith in daily life.	13% 63	30% 153	41% 204	16% 82	502
Sacramental preparation programs that prepare participants for full membership in the Church.	8% 40	15% 77	33% 165	44% 218	500



### Q17 How would you rate the following aspects of Fellowship at this parish?

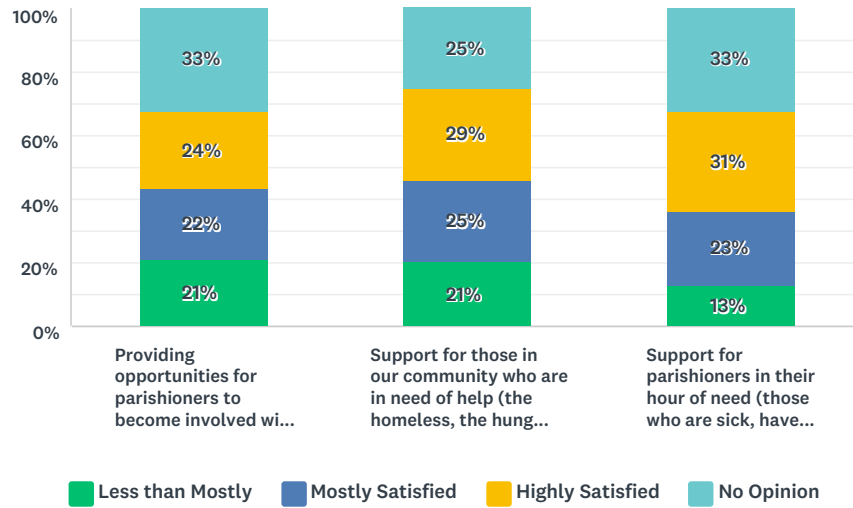
Answered: 510 Skipped: 40



	LESS THAN MOSTLY	MOSTLY SATISFIED	HIGHLY SATISFIED	NO OPINION	TOTAL
Opportunities for people to socialize together.	29% 144	33% 165	30% 150	9% 46	505
How the parish fosters a sense of belonging.	26% 132	30% 152	39% 196	6% 29	509
An environment where parishioners feel responsible for one another's well-being.	24% 121	32% 160	33% 167	11% 58	506
Regularly praying for one another.	22% 110	27% 136	42% 213	9% 45	504

### Q18 How would you rate the following aspects of Outreach at this parish?

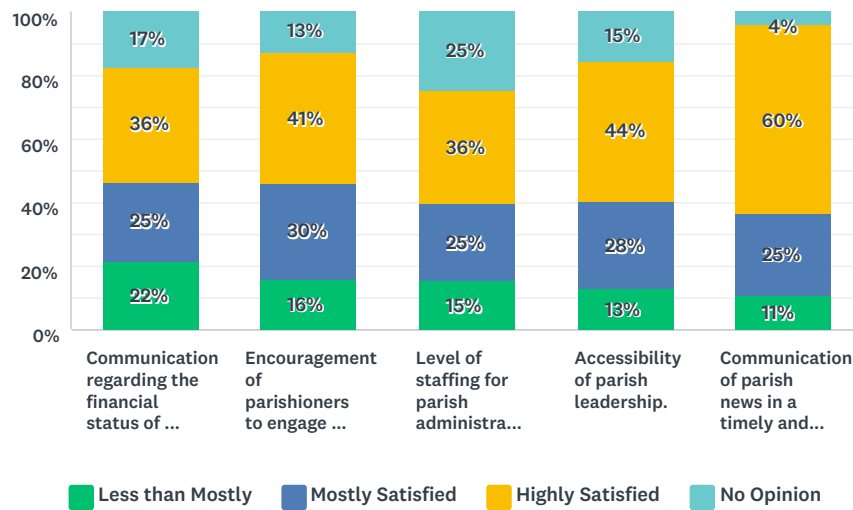
Answered: 507 Skipped: 43



	LESS THAN MOSTLY	MOSTLY SATISFIED	HIGHLY SATISFIED	NO OPINION	TOTAL
Providing opportunities for parishioners to become involved with social justice issues which the Church supports.	21% 105	22% 113	24% 121	33% 165	504
Support for those in our community who are in need of help (the homeless, the hungry, etc.).	21% 104	25% 128	29% 146	25% 126	504
Support for parishioners in their hour of need (those who are sick, have lost loved ones, have lost their jobs, etc.)	13% 65	23% 116	31% 158	33% 165	504

### Q19 How would you rate the following aspects of Leadership/Stewardship at this parish?

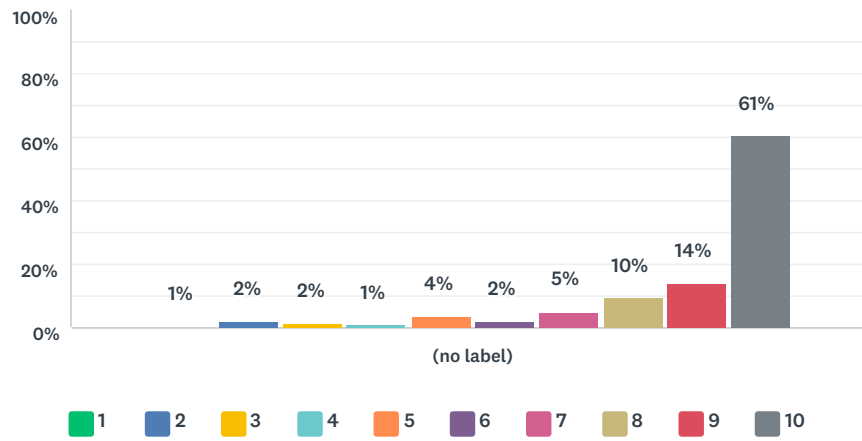
Answered: 507 Skipped: 43



	LESS THAN MOSTLY	MOSTLY SATISFIED	HIGHLY SATISFIED	NO OPINION	TOTAL
Communication regarding the financial status of the parish	22% 108	25% 125	36% 181	17% 87	501
Encouragement of parishioners to engage in parish ministries that match their strengths and passions.	16% 81	30% 152	41% 208	13% 63	504
Level of staffing for parish administration and maintenance.	15% 78	25% 124	36% 180	25% 124	506
Accessibility of parish leadership.	13% 65	28% 137	44% 218	15% 76	496
Communication of parish news in a timely and easily accessible.	11% 56	25% 128	60% 302	4% 20	506

Q20 How likely are you to recommend others to join this parish? (Rank from 1, "unlikely" to 10, "very likely")

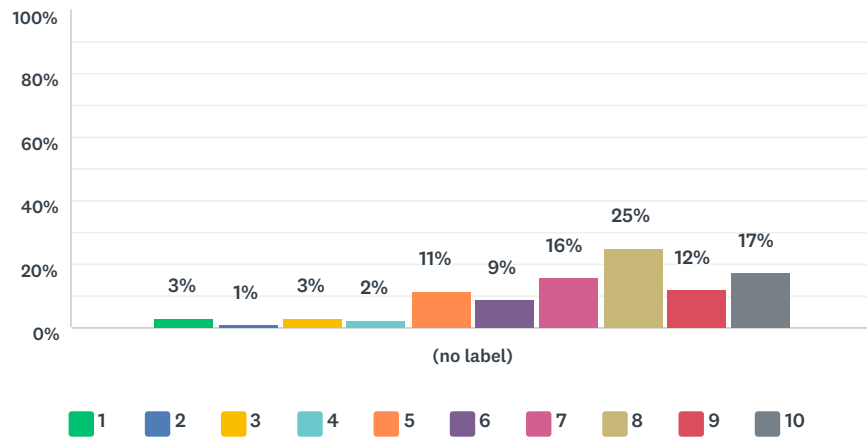
Answered: 509 Skipped: 41



	1	2	3	4	5	6	7	8	9	10	TOTAL	WEIGHTED AVERAGE
(no label)	1% 3	2% 11	2% 8	1% 5	4% 19	2% 9	5% 26	10% 49	14% 70	61% 309	509	5.78

Q21 How important is it to you to have a say in decisions affecting the parish? (Rank from 1, "not that important" to 10, "very important")

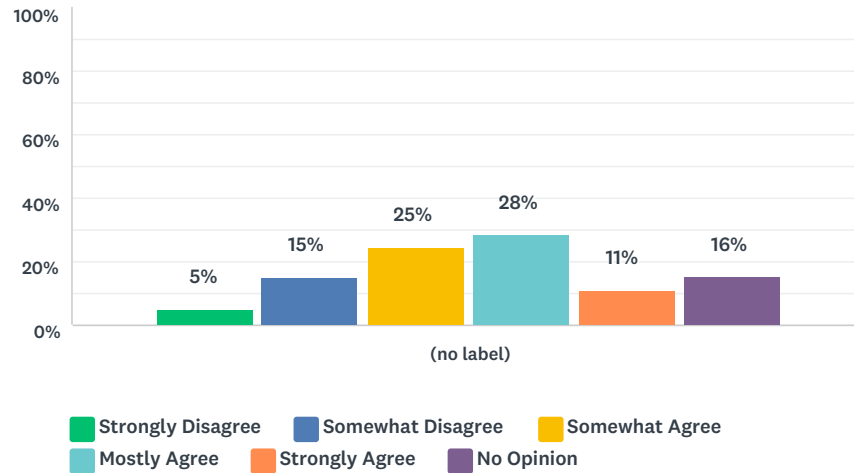
Answered: 507 Skipped: 43



	1	2	3	4	5	6	7	8	9	10	TOTAL	WEIGHTED AVERAGE
(no label)	3%	1%	3%	2%	11%	9%	16%	25%	12%	17%	507	5.56
	16	4	15	12	58	45	80	128	61	88		

Q22 Please indicate the degree to which you agree or disagree with the following statement: "I feel that I have a say in regards to important decisions affecting the parish"

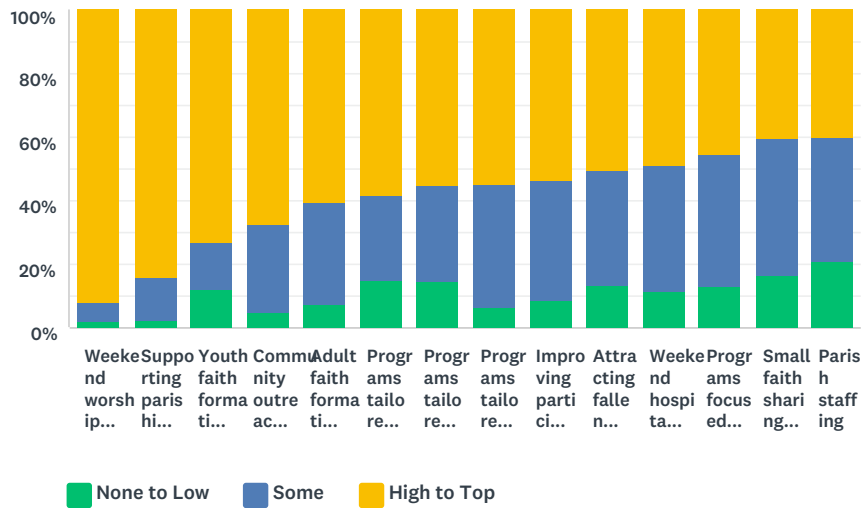
Answered: 506 Skipped: 44



	STRONGLY DISAGREE	SOMEWHAT DISAGREE	SOMEWHAT AGREE	MOSTLY AGREE	STRONGLY AGREE	NO OPINION	TOTAL	WEIGHTED AVERAGE
(no label)	5%	15%	25%	28%	11%	16%	506	3.72
	25	77	125	144	56	79		

Q24 Think about each of the parish activities below and indicate their relative priority to you personally.

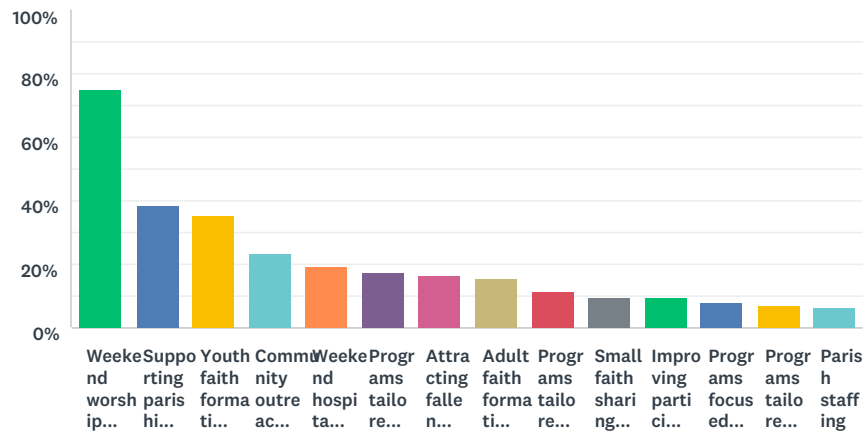
Answered: 503 Skipped: 47



	NONE TO LOW	SOME	HIGH TO TOP	TOTAL
Weekend worship experience	2% 11	6% 29	92% 455	495
Supporting parishioners in their hour of need	2% 12	13% 66	84% 417	495
Youth faith formation programs	12% 58	15% 75	73% 358	491
Community outreach to needy populations	5% 24	28% 137	67% 332	493
Adult faith formation programs	8% 38	32% 156	61% 298	492
Programs tailored to young families	15% 73	27% 131	58% 286	490
Programs tailored to seniors	15% 72	30% 148	55% 271	491
Programs tailored to adults	7% 32	38% 187	55% 267	486
Improving participation in parish ministries	8% 41	38% 186	54% 263	490
Attracting fallen away Catholics and the unchurched	13% 66	36% 177	51% 249	492
Weekend hospitality and fellowship efforts	11% 56	40% 194	49% 241	491
Programs focused on Catholic social teaching	13% 63	42% 205	45% 223	491
Small faith sharing groups	17% 82	43% 210	40% 198	490
Parish staffing	21% 103	39% 189	40% 193	485

Q25 Based on your answers to question 24 above, please indicate your top 3 priorities. (You may choose up to 3.)

Answered: 503 Skipped: 47

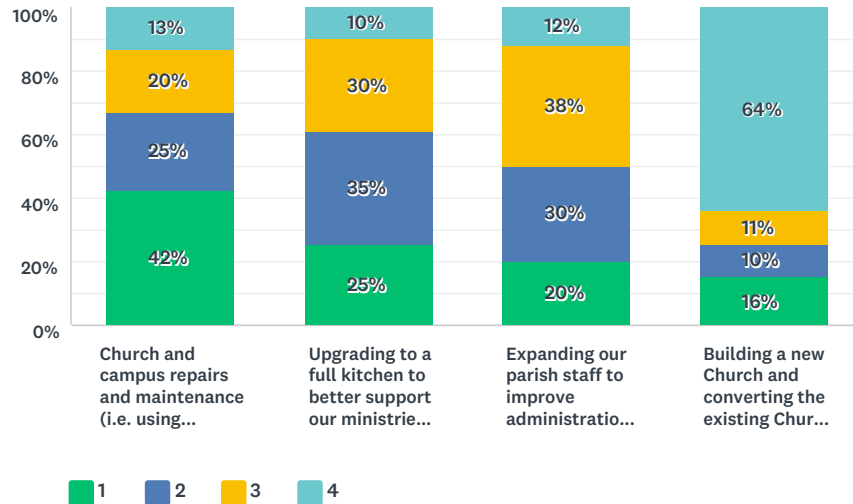


ANSWER CHOICES	RESPONSES	
Weekend worship experience	75%	378
Supporting parishioners in their hour of need	38%	193
Youth faith formation programs	36%	179
Community outreach to needy populations	24%	119
Weekend hospitality and fellowship efforts	19%	98
Programs tailored to young families	18%	89
Attracting fallen away Catholics and the unchurched	17%	84
Adult faith formation programs	16%	78
Programs tailored to seniors	11%	57
Small faith sharing groups	10%	48
Improving participation in parish ministries	10%	48
Programs focused on Catholic social teachings	8%	41
Programs tailored to adults	7%	34
Parish staffing	7%	33
Total Respondents: 503		



Q26 Think about each of the parish financial priorities listed below and rank them according to which is most important to you personally with "1" being most important down to "4" being of lesser importance.

Answered: 482 Skipped: 68



	1	2	3	4	TOTAL	SCORE
Church and campus repairs and maintenance (i.e. using professional services for routine maintenance/repair).	42% 191	25% 112	20% 90	13% 59	452	2.96
Upgrading to a full kitchen to better support our ministries and events.	25% 114	35% 159	30% 133	10% 43	449	2.77
Expanding our parish staff to improve administration and support parish ministries and programs.	20% 90	30% 136	38% 171	12% 54	451	2.58
Building a new Church and converting the existing Church to a parish center.	16% 73	10% 45	11% 51	64% 298	467	1.77