

St. Hyacinth 2018 Financial Report: July 1, 2017—June 30, 2018

Church Income:

Offerings	\$806,559.10
Other Income	\$270,612.31
Capital Campaign	\$269,983.17
Church Total Income	\$1,347,154.58

Capital Expenditures (Capitalization)

Construction in Progress (Architect Fees)	\$ 13,648.00
Machinery & Equipment	\$ 26,454.04
Rectory	\$ 5,939.66
CAPEX Total	\$46,041.70

Changes in Net Assets **\$46,041.70**

Net Activity **\$251,328.49**

Church Expenses:

Ministries	\$ 134,374.23
Clergy	\$ 73,709.80
Capital Campaign (Exp,Int, and tax)	\$ 37,955.36
Admin./Plant Operations	\$ 691,074.30
Church/Arch GH. Obl.	\$ 99,648.60
Bazaar/Bingo	\$ 33,442.35
Family Life, Fellowship, Appreciation	\$ 25,621.45
Church Total Expenses	\$ 1,095,826.09

- **Other Income** includes Fundraising, CCE/Religious Education and other educational fees., Capital Improvement, Interest, Facility Use fee .
- **Ministries** include all expenses related to CCE/Religious Education, Adult Education, Sacramental Programs, Youth Ministry, Young Adult Ministry, Liturgy, Music and Parish Social Services.
- **Clergy** includes all expenses associated with the priests, deacons and rectory.
- **Administration/Plant Operations** includes all expenses associated with operations of the parish office, personnel, equipment, supplies, and all expenses associated with maintenance and repair of all parish facilities and utilities(electricity, gas, water, telephone). Property Insurance assessments for the Church, Rectory, Guyot Hall and Religious Education Buildings.
- **Church and Archdiocesan Obligations** includes the Cathedraticum tax (Church Tax) which is assessed on every parish for the administration of the Archdiocese, and all other tax on all income (donations) to the parish.
- **Capital Expenditure or Capital Expense** ("capex") is an expense where the benefit continues over a long period, rather than being exhausted in a short period. Such expenditure is of a non-recurring nature and results in acquisition of permanent assets. It is thus distinct from a recurring expense.



“Consider this: whoever sows sparingly will also reap sparingly, and whoever sows bountifully will also reap bountifully. Each must do as already determined, without sadness or compulsion for God loves a cheerful giver.”

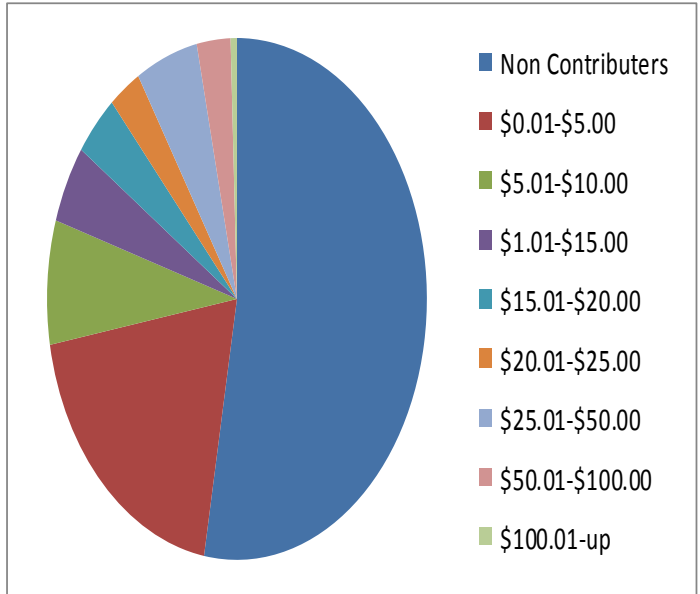
2 Corinthians 9:6-7

Financial Stewardship

<u>Average Weekly Contribution</u>	<u>Number of Households</u>	<u>Percent of Total</u>
------------------------------------	-----------------------------	-------------------------

July 1, 2017—June 30, 2018

\$0.00	1008	60%
\$0.01 - \$5.00	250	15%
\$5.01 - \$10.00	130	8%
\$10.01 - \$15.00	74	4%
\$15.01 - \$20.00	53	3%
\$20.01 - \$25.00	57	3%
\$25.01 - \$50.00	68	4%
\$50.01 - \$100.00	45	3%
\$100.01-up	7	0%
	<u>1,692</u>	<u>100%</u>



Collection History for Fiscal Year Budget (Fiscal Year: July 1—June 30)

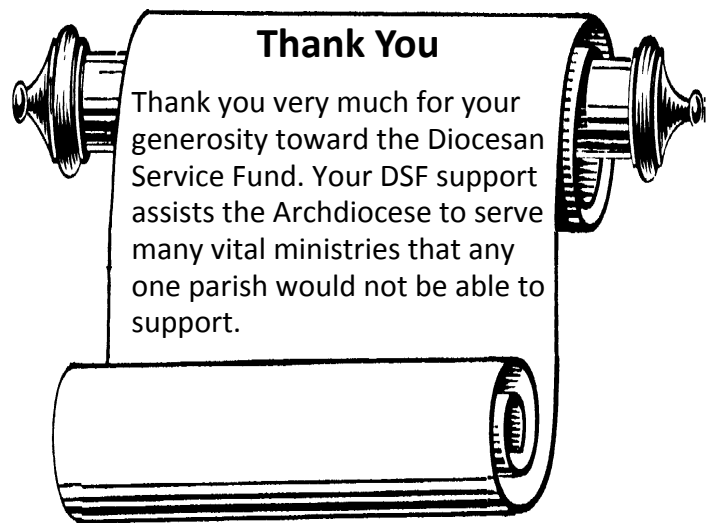
	2016-2017 Budget	2017-2018 Budget	2018-2019 Budget
Annual Collection Budget:	\$ 874,000.00	\$874,00.00	\$891,500.00
Average Weekly Collection:	\$16,807.69	\$16,807.69	\$17,144.23

Diocesan Service Fund

“Instruments of God’s Mercy”

2017

Parish DSF Goal:	\$84,000.00
Total Amount Paid:	\$86,259.60
Total Amount Pledge :	\$86,679.60
Average Participant Pledge:	\$337.27
Paid Over Goal*:	\$2,259.60
Pledge Over Goal:	\$2,679.60
Total Number of Participants:	257



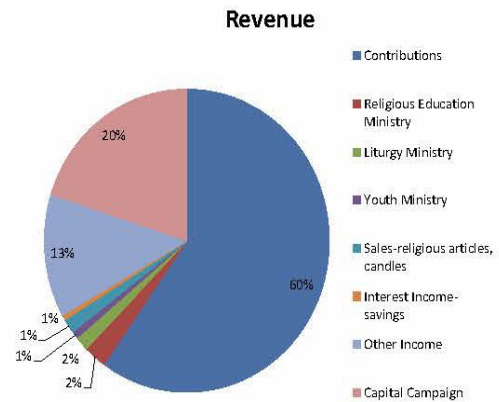
***Any amount paid over goal:**

- 50% returned to the Co-Cathedral
- 50% goes the Archdiocesan Aid for Poorer Parishes

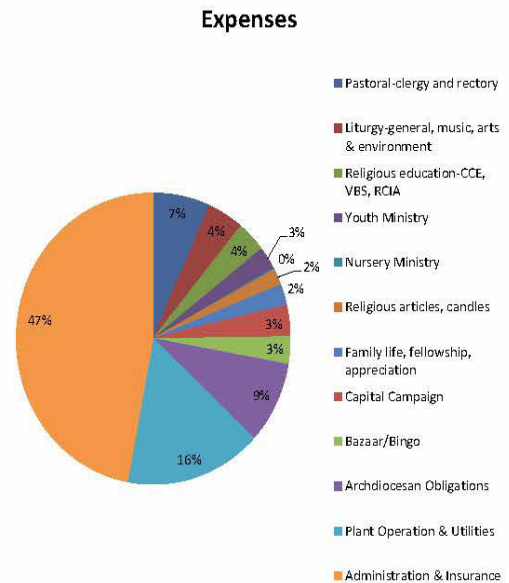


**Statement of Activities
July 1, 2017-June 30, 2018**

OPERATING REVENUE	UNRESTRICTED
Contributions	\$ 806,559.10
Religious Education Ministry	\$ 34,147.05
Liturgy Ministry	\$ 20,906.24
Youth Ministry	\$ 10,644.94
Sales-religious articles, candles	\$ 20,627.06
Interest Income-savings	\$ 7,261.28
Other Income	\$ 177,025.74
Capital Campaign	\$ 269,983.17
Total operating revenue	\$ 1,347,154.58



OPERATING EXPENSES	
Program Services:	
Pastoral-clergy and rectory	\$ 73,709.80
Liturgy-general, music, arts & environment	\$ 46,908.40
Religious education-CCE, VBS, RCIA	\$ 37,956.10
Youth Ministry	\$ 27,955.30
Nursery Ministry	\$ 1,470.58
Religious articles, candles	\$ 20,083.85
Family life, fellowship, appreciation	\$ 25,621.45
Capital Campaign	\$ 37,955.36
Bazaar/Bingo	\$ 33,442.35
Archdiocesan Obligations	\$ 99,648.60
Plant Operation & Utilities	\$ 176,772.12
Total Program services	\$ 581,523.91
Supporting Services:	
Administration & Insurance	\$ 514,302.18
Total expenses	\$ 1,095,826.09



Changes in net assets from operations	\$ 251,328.49
OTHER CHANGES IN NET ASSETS	
Construction in Progress (Architect Fees)	\$ 13,648.00
Rectory	\$ 5,939.66
Machinery & Equipment	\$26,454.04
CHANGES IN NET ASSETS	\$ 46,041.70
Net assets, beginning of year	\$ 3,696,334.00
Net assets, end of year	\$ 3,742,375.70

St. Hyacinth Catholic Church
Statements of Financial Position
June 30, 2018

ASSETS		
Cash, checking-operating	\$	29,092.42
Cash, savings with Archdiocese	\$	73,838.41
Capital Campaign savings with Archdiocese	\$	725,216.56
Petty Cash	\$	300.00
Property and equipment	\$	3,742,375.70
Other Current Assets	\$	198.46
TOTAL ASSETS	\$	4,571,021.55
LIABILITIES AND NET ASSETS		
Accounts payable	\$	18,582.47
Deferred revenue-tuition, fees	\$	3,191.00
Note payable to Archdiocese due April 2019	\$	201,530.81
A/P Mass Intentions	\$	5,845.00
A/P Pension	\$	2,748.03
St. Hyacinth SVDP	\$	400.00
Rental Deposit	\$	715.00
Funds Held on Behalf of Others-Helping Hands	\$	1,524.99
TOTAL LIABILITIES	\$	234,537.30
NET ASSETS		
Unrestricted	\$	4,062,855.60
Funds held for others ACTS Deferred Income	\$	22,300.16
Total Net Assets	\$	4,085,155.76
Changes in net assets	\$	251,328.49
TOTAL NET ASSETS	\$	4,336,484.25
TOTAL LIABILITIES AND NET ASSETS	\$	4,571,021.55