

✓ W

Dear Parents,

In order to help facilitate a smooth transition from Kindergarten to First Grade, please print out the Reading and Math pages for your child to complete. Please review these sheets with your child several times during the summer months.

I am also assigning a Book Report. Your child is to read a book of their choice. The book report and worksheets are to be returned to me on the first day of school.

I encourage you to also participate in summer reading programs offered at your local library. Read aloud to your child and ask questions to improve their comprehension skills. Have your child read aloud to you, helping them with the words they do not know.

Your child will be receiving their test and take home folders as well as a pencil case on the first day of school. Please have your child bring in the following items for the first day of school:

- 2 folders (labeled ART and MUSIC)
- 5 sharpened pencils
- 1 box of crayons
- 1 package of wipes
- 1 pair of safety scissors
- 2 large glue sticks
- 2 boxes of tissues

I am looking forward to a wonderful year with your child.

Have a great summer!

Sincerely,

*Ms. Siesto*

Ms. Siesto

# High Frequency Word List

(Taken from the Kindergarten reading series)

I	Am	The	Little	To
A	Have	Is	We	My
Like	He	For	Me	With
She	See	Look	They	You
Of	Are	That	Do	One
Two	Three	Four	Five	Here
Go	From	Yellow	Green	Blue
What	Said	Was	Where	Come

## Additional Words to Know

-at, -ap, -in, -op, -un, -ug, -et, -og, -ig, -en, -am, -ip word families.

This	Can	Red	Orange	Purple
Brown	Black	White	Has	Yes
No	At	First	Next	Last
Will	Find	Got	Did	Tell
Not	And	Sit	Dad	Man
On	Mom	Kid	In	Us
Him	Her	Get	Quick	Stop

## Important Facts to Know

### Number Facts of 2

$1 + 1 = 2$

$2 - 1 = 1$

$2 + 0 = 2$

$2 - 0 = 2$

$2 - 2 = 0$

---

### Number Facts of 3

$2 + 1 = 3$

$3 - 1 = 2$

$3 - 2 = 1$

$3 + 0 = 3$

$3 - 0 = 3$

$3 - 3 = 0$

---

### Number Facts of 4

$3 + 1 = 4$

$2 + 2 = 4$

$4 - 1 = 3$

$4 - 2 = 2$

$4 - 3 = 1$

$4 + 0 = 4$

$4 - 0 = 4$

$4 - 4 = 0$

---

### Number Facts of 5

$4 + 1 = 5$

$2 + 3 = 5$

$5 - 1 = 4$

$5 - 2 = 3$

$5 - 3 = 2$

$5 - 4 = 1$

$5 + 0 = 5$

$5 - 0 = 5$

$5 - 5 = 0$

---

### Number Facts of 6

$5 + 1 = 6$

$4 + 2 = 6$

$3 + 3 = 6$

$6 - 1 = 5$

$6 - 2 = 4$

$6 - 3 = 3$

$6 - 4 = 2$

$6 - 5 = 1$

$6 + 0 = 6$

$6 - 0 = 6$

$6 - 6 = 0$

## Important Facts to Know

### Number Facts of 7

$6 + 1 = 7 \quad 5 + 2 = 7 \quad 4 + 3 = 7$

$7 - 1 = 6 \quad 7 - 2 = 5 \quad 7 - 3 = 4 \quad 7 + 0 = 7$

$7 - 6 = 1 \quad 7 - 5 = 2 \quad 7 - 4 = 3 \quad 7 - 0 = 7 \quad 7 - 7 = 0$ 

---

### Number Facts of 8

$7 + 1 = 8 \quad 6 + 2 = 8 \quad 5 + 3 = 8 \quad 4 + 4 = 8 \quad 8 + 0 = 8$

$8 - 1 = 7 \quad 8 - 2 = 6 \quad 8 - 3 = 5 \quad 8 - 4 = 4 \quad 8 - 0 = 8 \quad 8 - 8 = 0$ 

---

### Number Facts of 9

$8 + 1 = 9 \quad 7 + 2 = 9 \quad 6 + 3 = 9 \quad 5 + 4 = 9 \quad 9 + 0 = 9$

$9 - 1 = 8 \quad 9 - 2 = 7 \quad 9 - 3 = 6 \quad 9 - 4 = 5$

$9 - 0 = 9 \quad 9 - 9 = 0$ 

---

### Number Facts of 10

$9 + 1 = 10 \quad 8 + 2 = 10 \quad 7 + 3 = 10 \quad 6 + 4 = 10 \quad 5 + 5 = 10$

$10 - 1 = 9 \quad 10 - 2 = 8 \quad 10 - 3 = 7 \quad 10 - 4 = 6 \quad 10 - 5 = 5$

$10 - 6 = 4 \quad 10 - 7 = 3 \quad 10 - 8 = 2 \quad 10 - 9 = 1$

$10 + 0 = 10 \quad 10 - 0 = 10 \quad 10 - 10 = 0$

Name \_\_\_\_\_

A). Add

$$\begin{array}{r} 2 \\ +1 \\ \hline \end{array}$$

$$\begin{array}{r} 3 \\ +2 \\ \hline \end{array}$$

$$\begin{array}{r} 5 \\ +1 \\ \hline \end{array}$$

$$\begin{array}{r} 3 \\ +3 \\ \hline \end{array}$$

$$\begin{array}{r} 4 \\ +0 \\ \hline \end{array}$$

$$\begin{array}{r} 6 \\ +1 \\ \hline \end{array}$$

$$\begin{array}{r} 5 \\ +3 \\ \hline \end{array}$$

$$\begin{array}{r} 0 \\ +7 \\ \hline \end{array}$$

$$\begin{array}{r} 5 \\ +5 \\ \hline \end{array}$$

$$\begin{array}{r} 8 \\ +1 \\ \hline \end{array}$$

$$6 + 4 =$$

$$4 + 4 =$$

$$3 + 7 =$$

$$4 + 5 =$$

$$2 + 6 =$$

$$0 + 10 =$$

$$8 + 2 =$$

$$6 + 3 =$$

$$1 + 9 =$$

$$3 + 4 =$$

$$1 + 7 =$$

$$2 + 5 =$$

Name \_\_\_\_\_

B). Subtract

$$\begin{array}{r} 3 \\ - 1 \\ \hline \end{array}$$

$$\begin{array}{r} 4 \\ - 4 \\ \hline \end{array}$$

$$\begin{array}{r} 5 \\ - 2 \\ \hline \end{array}$$

$$\begin{array}{r} 7 \\ - 1 \\ \hline \end{array}$$

$$\begin{array}{r} 6 \\ - 0 \\ \hline \end{array}$$

$$\begin{array}{r} 5 \\ - 4 \\ \hline \end{array}$$

$$\begin{array}{r} 6 \\ - 5 \\ \hline \end{array}$$

$$\begin{array}{r} 8 \\ - 2 \\ \hline \end{array}$$

$$\begin{array}{r} 10 \\ - 5 \\ \hline \end{array}$$

$$\begin{array}{r} 7 \\ - 7 \\ \hline \end{array}$$

$$8 - 6 =$$

$$6 - 1 =$$

$$8 - 7 =$$

$$7 - 5 =$$

$$7 - 3 =$$

$$9 - 6 =$$

$$10 - 10 =$$

$$10 - 9 =$$

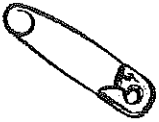
$$10 - 4 =$$

$$9 - 3 =$$

$$7 - 6 =$$

$$9 - 5 =$$


What vowel is missing from these words?



p \_ \_ n




c \_ \_ t



j \_ \_ t




f \_ \_ x



m \_ \_ g



w \_ \_ b





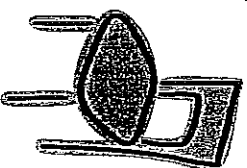
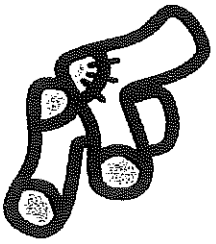
m \_ \_ p



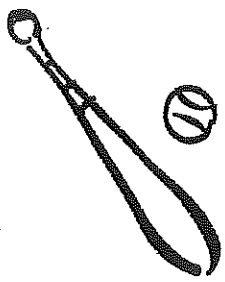
p \_ \_ g

# Rhyming Words

Draw a line to connect each rhyming word







# Find The Missing Numbers



$$3 \_ 5$$

$$15 \_ 17$$

$$8 \_ 10$$

$$6 \_ 8$$

$$11 \_ 13$$

$$17 \_ 19$$

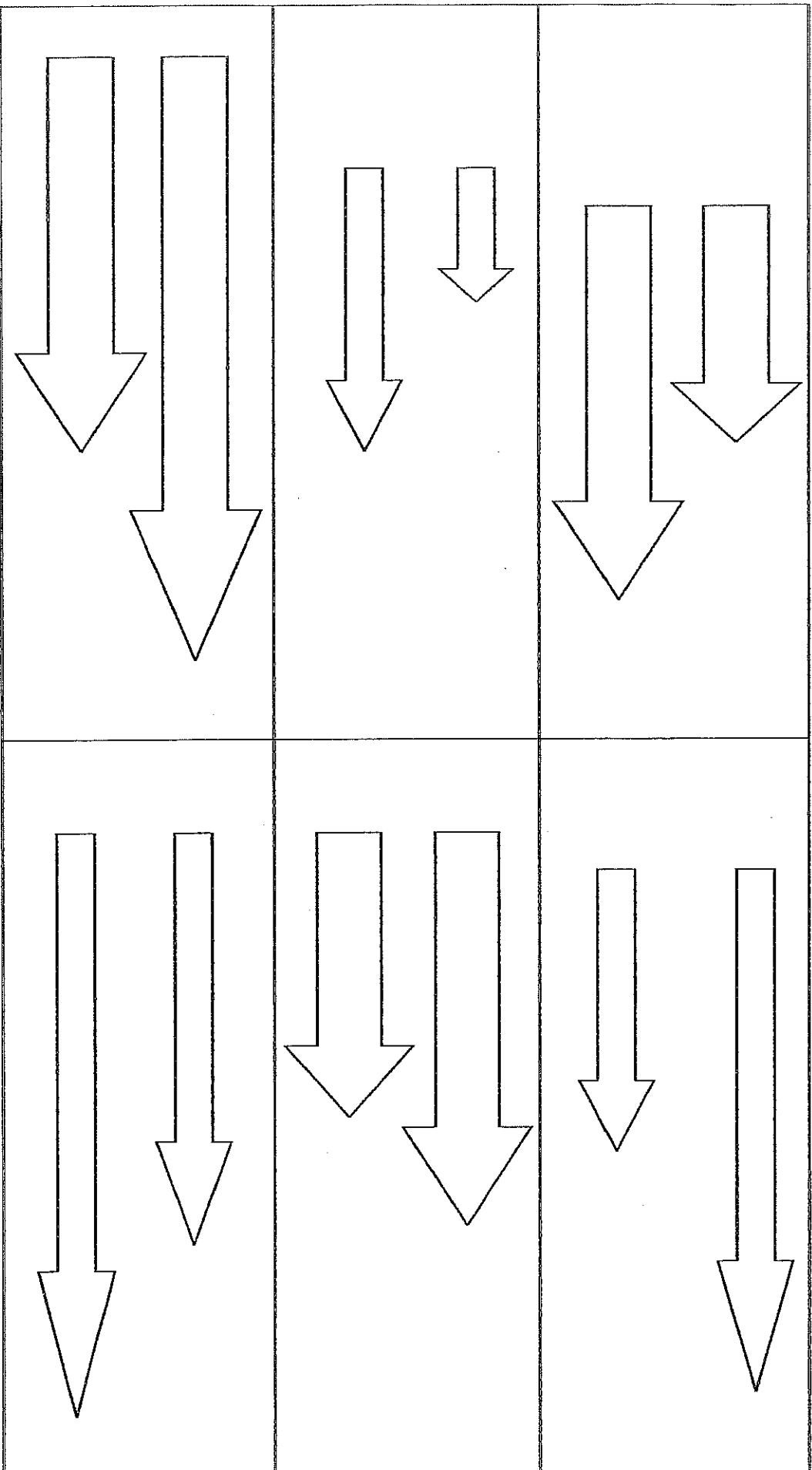
$$1 \_ 3$$

$$18 \_ 20$$

$$10 \_ 12$$

# Which is longer?

Color the arrow that is longer.



# WHAT COMES NEXT?

3, 4, \_\_\_\_\_

17, 18, \_\_\_\_\_


5, 6, \_\_\_\_\_

13, 14, \_\_\_\_\_

8, 9, \_\_\_\_\_

1, 2, \_\_\_\_\_

16, 17, \_\_\_\_\_



7, 8, \_\_\_\_\_

12, 13, \_\_\_\_\_

15, 14, \_\_\_\_\_

4, 5, \_\_\_\_\_

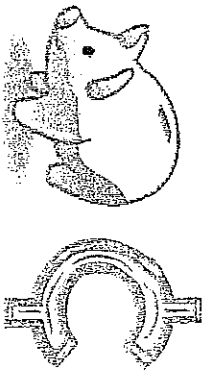
10, 11, \_\_\_\_\_






2, 3, \_\_\_\_\_

18, 19, \_\_\_\_\_



# A Penny Is Worth 1¢

How much money is in each box?



Please have your child read a book and answer the questions to make a caterpillar. After all the writing is done, have them color the caterpillar using a light green crayon, so that I'm able to read their work. Have them cut out the circles and glue them together to form the caterpillar.



Your favorite character

---

---

Title of the book :

---

Author :

---

Draw your favorite part

Please use these caterpillar pieces to write 2 sentences about the story.

