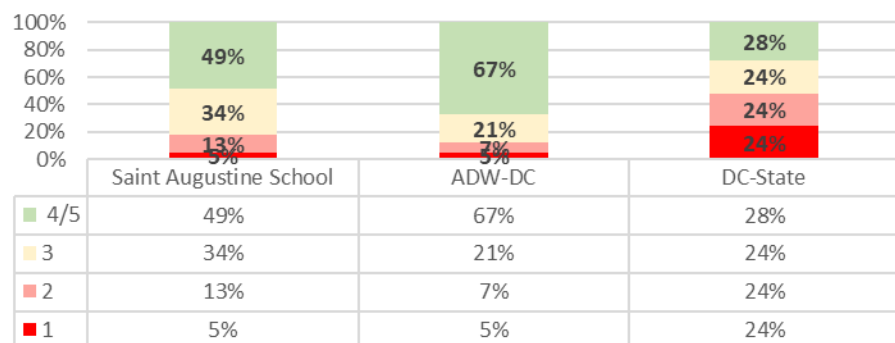


Local Report – Saint Augustine Catholic School

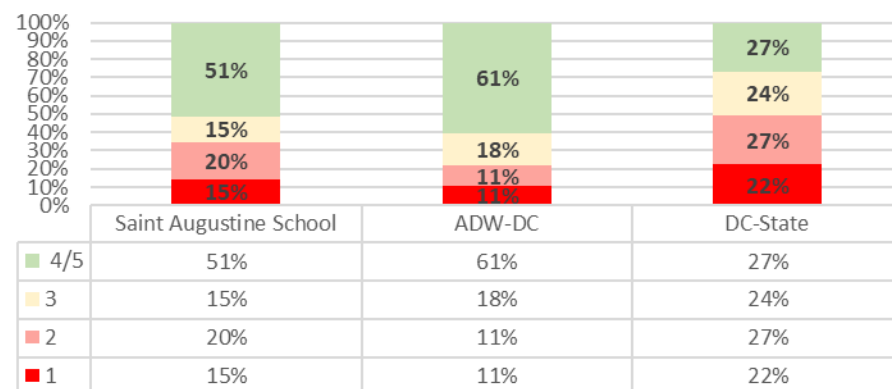
PARCC School Year 2017-2018

Based on 2017-2018 School Year Partnership for Assessment of Readiness for College and Careers (PARCC) classification, more St. Augustine students met or exceeded expectations in English/Language Arts and Math than students in DC public and charter schools. Fewer St. Augustine students scored in the bottom performance band. Statistics courtesy of the Archdiocese of Washington.

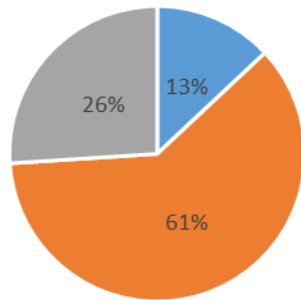
Local Comparison Reading-- Saint Augustine School
2017-18 PARCC Classification- School vs. ADW Region, State, Grades 3-8



Local Comparison Math-- Saint Augustine School
2017-18 PARCC Classification- School vs. ADW Region, State, Grades 3-8

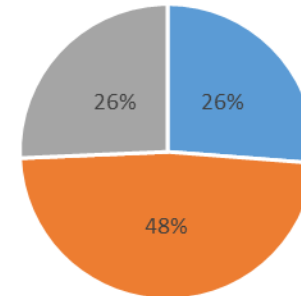


Saint Augustine School
2017-18 Scantron Performance Bands-- Reading,
EOY Test Grades 3-8



■ Below Average ■ Average ■ Above Average

Saint Augustine School
2017-18 Scantron Performance Bands-- Math, EOY Test Grades 3-8



■ Below Average ■ Average ■ Above Average