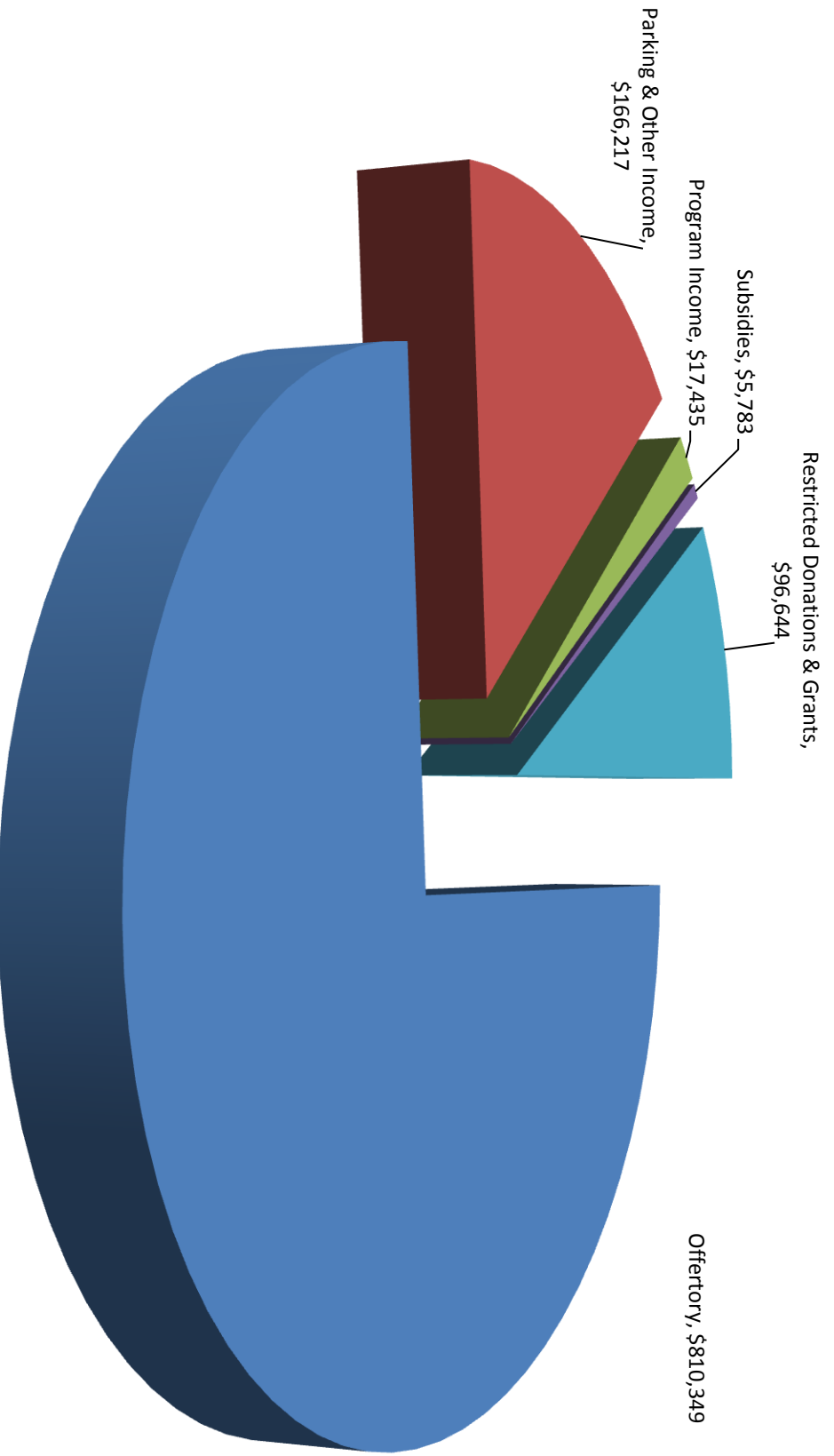


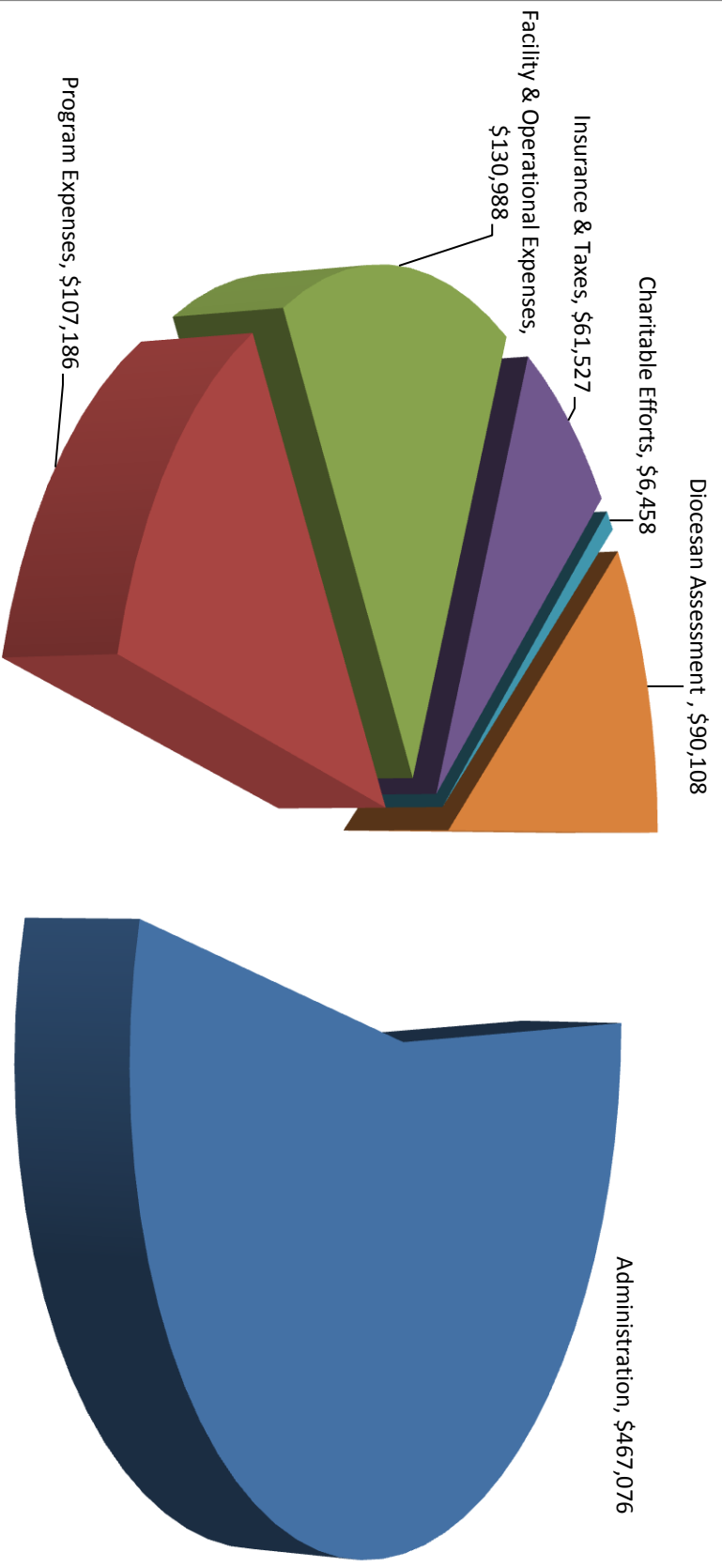
<b>INCOME</b>			
	<b>2014 - 2015</b>	<b>2014 - 2015</b>	<b>VARIANCE</b>
<b>Group Name</b>	<b>ACTUAL</b>	<b>BUDGET</b>	<b>OVER / (UNDER)</b>
Offertory	\$810,349	\$863,600	(\$53,252)
Parking & Other Income	\$166,217	\$97,806	\$68,411
Program Income	\$17,435	\$17,700	(\$265)
Subsidies	\$5,783	\$5,500	\$283
Restricted Donations & Grants	\$96,644	\$4,500	\$92,144
<b>Total Income</b>	<b>\$1,096,428</b>	<b>\$989,106</b>	<b>\$107,320</b>

<b>EXPENSES</b>			
	<b>2014 - 2015</b>	<b>2014 - 2015</b>	<b>VARIANCE</b>
<b>Group Name</b>	<b>ACTUAL</b>	<b>BUDGET</b>	<b>(UNDER) / OVER</b>
Administration	\$467,076	\$475,256	(\$8,180)
Program Expenses	\$107,186	\$107,400	(\$214)
Facility & Operational Expenses	\$130,988	\$128,746	\$2,242
Insurance & Taxes	\$61,527	\$61,600	(\$73)
Charitable Efforts	\$6,458	\$10,200	(\$3,742)
Diocesan Assessment	\$90,108	\$92,000	(\$1,892)
<b>Total Operating Expenses</b>	<b>\$863,343</b>	<b>\$875,202</b>	<b>(\$11,859)</b>

	<b>ACTUAL</b>	<b>BUDGET</b>	<b>OVER/ (UNDER)</b>
<b>Net Income</b>	<b>\$233,085</b>	<b>\$113,904</b>	<b>\$119,180</b>



Income for 2014 - 15 Fiscal Year



Expenses for 2014 - 15 Fiscal Year

**Balance Sheet**

	<b>6/30/2014</b>	<b>6/30/2015</b>	<b>Change</b>
<b>ASSETS</b>			
Cash in Checking Account(s)	\$11,756	\$15,253	\$3,497
Cash in Diocesan Savings Accounts	\$148,214	\$228,993	\$80,779
Accounts Receivable	\$730	\$946	\$217
Other Receivable	\$0	\$0	\$0
Prepaid Expenses & Other Assets	\$40,197	\$40,647	\$450
Fixed Assets: Land, Bldgs, Equipment	\$7,087,604	\$7,209,166	\$121,562
<b>Total Assets</b>	<b>\$7,288,502</b>	<b>\$7,495,006</b>	<b>\$206,504</b>

**LIABILITIES**











Accounts Payable	\$649	\$0	(\$649)
Other Accrued Liabilities	\$10,549	\$30,322	\$19,773
Deferred Revenue	\$0	\$0	\$0
Other Short Term Debt	\$0	\$0	\$0
Long Term Debt	\$131,277	\$85,573	(\$45,704)
<b>Total Liabilities</b>	<b>\$142,475</b>	<b>\$115,895</b>	<b>(\$26,580)</b>

**NET ASSETS (EQUITY)**

Restricted & Unrestricted Net Assets	<b>\$7,146,027</b>	<b>\$7,379,111</b>	<b>\$233,084</b>
<b>Total Liabilities &amp; Net Assets</b>	<b>\$7,288,502</b>	<b>\$7,495,006</b>	<b>\$206,504</b>

### Statement Regarding the Financials for the 2014-15 Fiscal Year

To the parishioners of the Co-Cathedral of St. Thomas More, this is to certify that we have met, reviewed, and discussed the Profit & Loss Statement and Balance Sheet for the 2014 - 2015 Fiscal Year.

Finance Council Chairperson:	Bill Colledge	
	Printed Name	Signature
Finance Council Secretary:	Jeanne O'Kon	
	Printed Name	Signature
Finance Council Member	Larry Giunipero	
	Printed Name	Signature
Finance Council Member	Fonda Murray	
	Printed Name	Signature
Finance Council Member	Michael Pearson	
	Printed Name	Signature
Finance Council Member	Joseph O'Neil	
	Printed Name	Signature
Finance Council Member	Gary Smith	
	Printed Name	Signature
Finance Council Member	Shawn Stewart	
	Printed Name	Signature
Business Manager	Dasha Nixon	
	Printed Name	Signature
Rector	Fr. John Cayer	
	Printed Name	Signature