



Working to Reduce Poverty in America.

# ADVOCACY ACTION TEAM

## State Fact Sheet

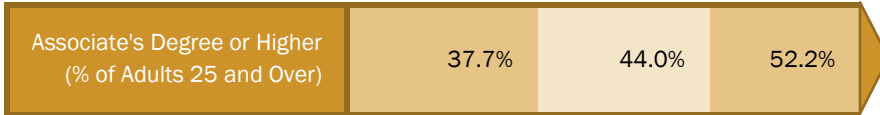
### COMMUNITY WELL-BEING INDICATORS

	<u>NATION</u>	<u>STATE</u>	<u>DISTRICT</u>
<b>POVERTY</b>	<b>US</b>	<b>New Jersey</b>	<b>NJ-5</b>
<b>Number in Poverty</b>	46,153,077	946,114	39,417
<i>Poverty Rate</i>	14.7%	10.8%	5.4%
<b>Children in Poverty</b>	15,000,273	308,238	11,079
<i>Child Poverty Rate</i>	20.7%	15.6%	6.8%
<b>Seniors in Poverty</b>	4,192,435	102,343	6,510
<i>Senior Poverty Rate</i>	9.0%	7.9%	5.6%

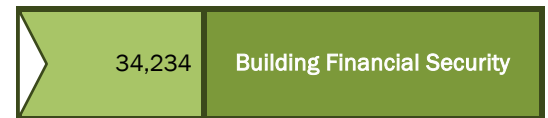
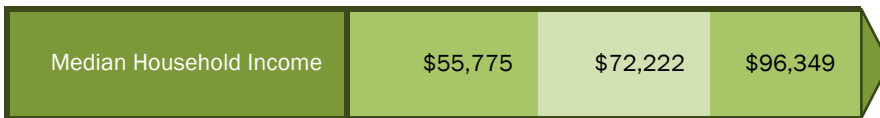
### SERVICES BY CATHOLIC CHARITIES

<u>STATE</u>	
<b>New Jersey</b>	
216,245	Unduplicated Clients
56,623	Child Clients
14,334	Senior Clients


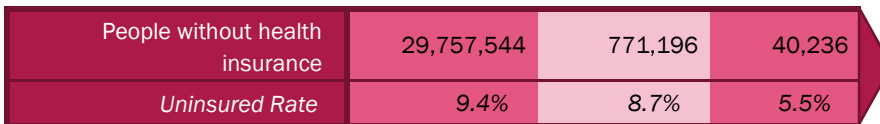
### EDUCATION



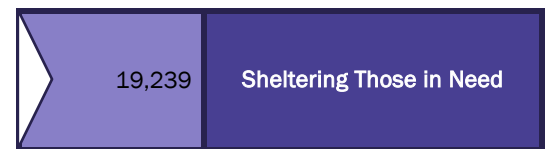

### FAMILY ECONOMIC SECURITY



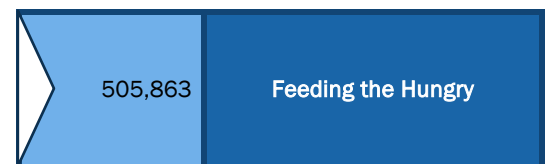

### HEALTH



### HOUSING



### FOOD SECURITY



### WELCOMING THE STRANGER



Sources: All national, state, and Congressional District data are from the 2014 American Community Survey 1-Year Estimates. All Catholic Charities services data are from the Catholic Charities USA 2015 Annual Survey. For additional details, contact us at [Advocacy@CatholicCharitiesUSA.org](mailto:Advocacy@CatholicCharitiesUSA.org)