




# Confirmation Guidelines and Assignments



# Guidelines for Choosing a Confirmation Name

1. Confirmation candidates should choose a saint's name, the name of a biblical hero, or the name of a virtuous person they admire (living or deceased) as their Confirmation name.
2. The name must not contain any derivative of the name of Satan or the devil (For example, Satana or Devila).
3. Confirmation candidates may use their Baptismal name. Because Confirmation is the completion of our Baptism, it is an opportunity to reaffirm our initiation and to strengthen the connection between these two sacraments by using again their Baptismal name.
4. It is permissible for a Confirmation candidate to choose the name of a person who is in the process of canonization (For example, Blessed Francis Xavier Seelos or Venerable Fulton Sheen)



# Confirmation Saint Report

Your assignment is to research the saint whose name you are choosing for Confirmation. Use reliable Catholic sites on the internet to find interesting and accurate information on your saint and to find a picture. There are also many books available in our PREP Office or in the Saint Jude School library.

**All work should be typed and neatly completed.**

**Be creative in how you decorate your booklet.**

**Use complete sentences when writing about your saint.**

**Use the cover stock paper provided.**

**The front panel is the cover and page 1.**

The front cover should contain your saint's name and a picture or a symbol of the saint.

Place your name and class in the lower right hand corner.

**Open the booklet. The panel on the left is page 2.**

Page 2 should contain the biographical information about your saint (history, date of birth, location, and family background); interesting information about the life of your saint; facts about your saint (is your saint the Patron Saint of anyone in particular? Was your saint a martyr; the saint's feast day in the Church calendar; and any other relevant information you would like to include.

**When the booklet is open, the panel on the right is page 3.**

This page should contain information about why you chose the name of this saint for your Confirmation name; what qualities and virtues you admire about this saint; and what characteristics you would like to imitate and why.

**The back panel is page 4.**

On this final page, please compose an original prayer to your saint in your own words. This prayer should reflect the specific virtues of your saint, not ones that could apply to any saint. All saints loved God, for example, but how did your saint show love for God in his/her own unique way? Your prayer can be one that thanks the saint for his/her life of virtue and for being a model of faith, hope, and love, or it can be one asking for the saint's help and intercession.

**The Confirmation Saint Assignment is due to your PREP Catechist or Saint Jude School Religion Teacher on March 25, 2019.**



# Sponsor Interview

The purpose of the sponsor interview is to provide an opportunity for the Confirmation Candidate and the Confirmation Sponsor to get to know each other on a deeper spiritual level prior to celebrating the Sacrament of Confirmation.

The interview must be done in person or over the phone. Candidates are permitted to e-mail the questions to their sponsor in advance of the interview but the sponsor cannot respond through e-mail.

The student neatly records the responses to the questions in the spaces provided on this interview sheet. The sponsor does not complete the interview sheet.

**The sponsor interview is due to your PREP Catechist or Saint Jude School Religion Teacher on March 25, 2019.**

Confirmation Student \_\_\_\_\_

Catechist's/Teacher's Name \_\_\_\_\_

Sponsor's Name \_\_\_\_\_

Sponsor's Address \_\_\_\_\_ City/State/Zip \_\_\_\_\_

Sponsor's E-Mail \_\_\_\_\_ Phone \_\_\_\_\_

Relationship to Your Sponsor \_\_\_\_\_  
(Example: aunt, uncle, grandparent, family friend, etc.)

## Interview Questions

**1. What do you remember about your Confirmation?**

---

---

---

---

---

---

---

**2. Who was your sponsor and what was his/her relationship to you (grandparent, aunt, uncle, etc.)?**

---

---

---

---

---

---

---

**3. What is your Confirmation name and why did you choose it?**

---

---

---

---

---

---

**4. Do you perform any acts of service or charity for others in your life right now? If so, tell me about them.**

---

---

---

---

---

---

**5. What is your favorite prayer? Do you have a special place or time to pray? Do you ever find it difficult to pray?**

---

---

---

---

---

---

**6. What is the best thing about being a Catholic?**

---

---

---

---

---

---

**7. What is one of the greatest challenges to being a Catholic?**

---

---

---

---

---

---

**8. What spiritual advice do you have for me?**

---

---

---

---

---

---

*Don't forget to thank your sponsor for taking the time to answer your interview.*

# Confirmation Candidate Interview Reminder

Confirmation Interviews will take place on **Sunday, June 2, 2019** from 9:00 AM to 11:45 AM. This time makes it easy for you to go to Mass before or after your interview.


Confirmation candidates must be accompanied to the interview by at least one parent. The parent will be present during the interview. Your sponsor may also be present.

Please use the main entrance of the education center **to enter and exit** the building. Walk down to the cafeteria.

**Please observe quiet once you are in the cafeteria area so as not to distract from the students who are being interviewed.**

Once you are downstairs, as soon as you see an available interviewer, you can take a seat across from him/her and the interview will begin.

The interview consists of 10 questions and will last about 10 minutes, there may be wait time depending on what time you arrive. Please use your study guide and summer review packet to assist you in preparing for the interview. Additional packets are available on our website at [www.stjudechalfont.org](http://www.stjudechalfont.org). Click on the main tab "Sacraments" then "Confirmation." All the information you need will be available for you there to print out. Be prepared to speak about the saint you chose for your Confirmation name and your Work of Mercy/ Service that you completed for Confirmation.



# Guidelines for Confirmation Service

1. Service is a vital component of preparation for the celebration of the Sacrament of Confirmation.
2. The purpose of focusing on service during Confirmation preparation is to prepare students for a life of Christian service within their families, Church, and communities.
3. Please complete 12 hours of service in one or a combination of the following areas: **family, church, or community.**
4. Students may work with their parents, sponsors, and other family members in completing their Works of Mercy.
5. The Work of Mercy may be a one-time event or it may be something that he/she commits to over a period of time.
6. It could be a Work of Charity that the parish or school community is already involved with in which you actively join with others in a group effort. There are many ideas of service projects listed in the parish bulletin.
7. Have your son/daughter find a Work of Mercy that corresponds with his/her interests and talents.
8. The student may not receive any form of payment for the Work of Mercy or Charity.
9. We ultimately serve in imitation of Jesus Himself.
10. A Work of Mercy Report is due April 29, 2019

## Corporal Works of Mercy

To feed the hungry  
To give drink to the thirsty  
To clothe the naked  
To visit and ransom the captives  
To shelter the homeless  
To visit the sick  
To bury the dead

## Spiritual Works of Mercy

To admonish the sinners  
To instruct the ignorant  
To counsel the doubtful  
To comfort the sorrowful  
To bear wrongs patiently  
To forgive all injuries  
To pray for the living and the dead

# Service Assignment

Due April 29, 2019

Type a one-page paper (double-spaced) describing how the Work of Mercy you chose is rooted in your faith in Jesus and flows from the grace of God.

Your report should include the answers to the following questions in a cohesive manner (connect your thoughts).

What does it mean to serve as Jesus served?

What Work of Mercy or Charity did you choose and why did you choose it? (What ways have you served others in preparation for the Sacrament of Confirmation?)

Describe your experience. Give the details of your service.

Was it an act of service for your family, Church, or community?

Does this act of service fulfill a Corporal or Spiritual Work of Mercy? Explain why.

What did you learn about yourself by performing this Work of Mercy or Charity?

If you would like to include photos on an additional page, we would love to see you in action!

Be prepared to read your report to your class or talk about your chosen Work of Mercy with your class if your teacher desires you to do so.

**Don't forget to type your full name and class on the top of the paper.**

## Ideas for Service Project

### Church

- Sign up as an Altar server, usher, or choir member
- Check church bulletin regularly for upcoming special projects and events
- Volunteer at Parish events
- Share the Gospel message with the elderly or homebound
- Volunteer to help with the clothing drive
- Make food for St. Vincent de Paul Society

### Family

- Make something for family members to enjoy - card, poem, artwork, gift, dinner
- Cheerfully offer services – babysit, assist with errands and chores
- Teach younger siblings prayers
- Help younger siblings with homework
- Spend time listening to a siblings' problems and then pray together for guidance
- Visit elderly relatives

### Community

- Visit residents in a nursing home – pray, talk, play a game, bring flowers or baked goods
- Volunteer at senior citizen events or activities
- Organize or volunteer at a food, clothing, blood, book or toy drive
- Volunteer at scouting, school or community events



# Guidelines for Choosing a Confirmation Sponsor

## Who should you consider to be a sponsor?

When choosing a sponsor it helps to think about people who have played an important role in your family's life. Some people to consider would be a Godparent, Grandparent, an aunt or uncle, older sibling, a neighbor or family friend. A person who embraces a strong commitment to the Gospel would be an excellent choice.

1. A person who is to be confirmed is to have one sponsor. Girls may have female or male sponsors; boys may have male or female sponsors.
2. A sponsor must have completed the sixteenth year of age, and be a Confirmed Catholic.
3. A non-Catholic may not serve as a Confirmation Sponsor.
4. If a Catholic priest is to be a sponsor at Confirmation, it is understood that he will concelebrate the Mass.
5. Sponsor must be a practicing Catholic, in a valid Catholic marriage, if married.
6. A parent may not be a sponsor for his or her child; however, a grandparent or Godparent may be a sponsor.

*The above guidelines are meant to assist you in assessing the suitability of the person you are considering as a Confirmation sponsor. These guidelines are based on Canons 872-874 of the Code of Canon Law.*

If the sponsor is not from Saint Jude Parish, he/she is to obtain a **Letter of Eligibility / Certificate** from their Catholic parish.

If the sponsor is an active member of Saint Jude Parish and practices his/her faith, parish clergy will verify this and no letter of eligibility is necessary.

If there is a question as to whether or not a parishioner is practicing the faith, one of the clergy will meet with the potential sponsor. The sponsor will then be asked to sign the Letter of Eligibility.

**All Letters of Eligibility are due by April 29, 2019.**

