

Our Lady of the Lake Roman Catholic Church

Rite of Confirmation Packet

Year 1



Table of Contents

| | Page |
|--|-------|
| Table of Contents & Contact Information ----- | 3 |
| Welcome Letter ----- | 4 |
| Communication with families ----- | 5 |
| Expectations for the year ----- | 6 |
| Attendance Policy ----- | 7 |
| Discipline Policy ----- | 8 |
| Service Requirements ----- | 9 |
| Service Hour Log ----- | 11 |
| Sponsor Interview Sheet ----- | 13-14 |
| Qualifications for Sponsor & FAQs ----- | 15 |
| “A Practicing Catholic” ----- | 16 |
| Confirmation Saint Selection/Assignment ----- | 17 |
| Confirmation Saint/Name Bio Requirements ----- | 18 |
| Calendar ----- | 19-20 |
| Confirmation Statement of Commitment ----- | 21 |

Our Lady of the Lake Catholic Church:

1305 Damascus Road
Rockwall, TX 75087
Office Phone (972) 771-6671
FAX (972) 771-7283

Mrs. Martha Orozco -Youth Ministry Administrative Assistant
972-961-9377 or youthadmin@ourladyrockwall.org

Mrs. Jeanette Grau – Director of Youth Ministry
972-961-9376 or jgrau@ourladyrockwall.org

...for the most up to date information, check out our website at: www.ourladyrockwall.org/youth

Confirmation Candidates and Parents,

Greetings and blessings to you as you formally begin the journey towards the Sacrament of Confirmation. Your faith formation up to this point has prepared you well for the two years ahead. During these coming two years you will be given the tools to build a mature faith on the solid rock foundation you already have.

The Catechism of the Catholic Church (CCC) speaks of these formation years in this way:

“Preparation for Confirmation should aim at leading the Christian toward a more intimate union with Christ and a more lively familiarity with the Holy Spirit...in order to be more capable of assuming the apostolic responsibilities of Christian life. To this end catechesis for Confirmation should strive to awaken a sense of belonging to the Church of Jesus Christ, the universal Church as well as the parish community.”
(CCC 1309)

Throughout these next two years you will learn much about yourself, the Roman Catholic Faith, and the Triune God. While this education will prepare you well for the Sacrament of Confirmation, it will not be and is not meant to be the end of your education as a mature Catholic. Our relationship with God and God’s Church is a life long learning and faith-filled experience.

Parents, please remember that the Confirmation preparation program at Our Lady of the Lake is meant to be a supplement to what you are teaching your children in your home. This program is not, and should not be, the primary or only source of faith formation your child is receiving. If you need resources to help you with furthering your practice of the faith at home please do not hesitate to ask.

Confirmation Candidate, every adult volunteer, parish staff member, and myself are here to support you on this journey and in the years following your Confirmation. Please do not hesitate to ask for help when you need it. We all struggle. We all need help from time to time. One of the beauties of the Catholic Faith is that we are a communal people working together to support each other on our journeys.

I look forward to supporting you in whatever way I can!

May the Lord grant you peace and all goodness as you set off on your path towards Confirmation!

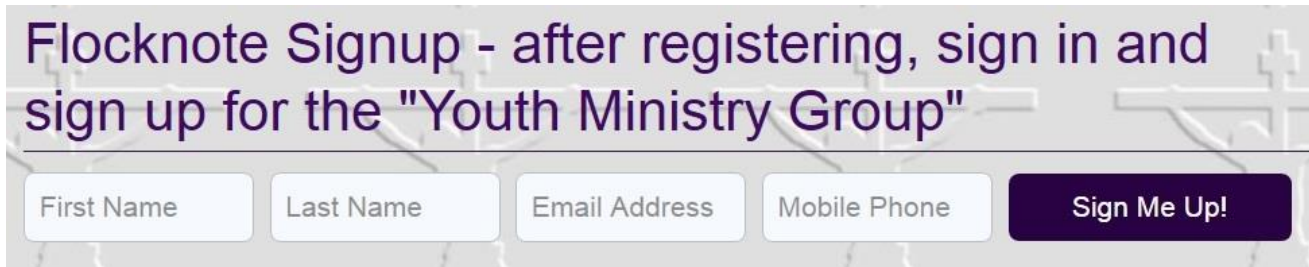
In His Service and yours,

Jeanette Grau

Communication is very Important!

We communicate with families by using an online website called Flocknote. Please be sure to sign up and join each list or "group" and sub-group in Flocknote that pertains to you or your family. You can also remove yourself from any list at any time.

Go to the youth section of our parish website: www.ourladyrockwall.org/youth
Scroll down and find:



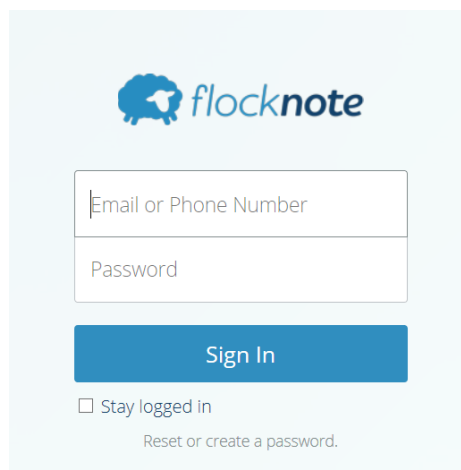
Flocknote Signup - after registering, sign in and sign up for the "Youth Ministry Group"

First Name Last Name Email Address Mobile Phone **Sign Me Up!**

After you register you will receive an email to verify your email address, be sure to find the email and verify. Also, it might be good to add the email address to your list of "ok" emails or "approved" emails. We often times hear that the Flocknotes make their way into a Junk Email Folder so please be sure to **verify the registration email**.

After you verify using the email, please go to the flocknote site and sign in. Once you are on the interface scroll to the bottom of the list of ministries and find the Youth Ministry sub-group. It is important that you take time to subscribe to each "sub-group" that you have a child involved in. Selecting Youth Ministry will only get you the flocknotes that are sent to everyone and not class specific flocknotes. Each program has a sub-group and so be sure to subscribe to each of them individually for specific flocknotes that are sent out. You can set your preference to receive communication by text, email, or both. At any point you are able to go in and unsubscribe yourself if you wish to stop receiving the notices.

www.flocknote.com/login



flocknote

Email or Phone Number

Password

Sign In

Stay logged in

[Reset or create a password.](#)

Expectations for the first year of the Confirmation Program

Confirmation Candidates will need to complete all the following requirements and assignments.

Requirements for the Confirmation Candidate's Registration

- Submit Faith Formation Registration forms.
- Submit Medical Release Form (for every child.)
- Submit a ***new original*** Baptismal Certificate with Sacramental notifications.
- Submit payment in full for the program.

Requirements to be completed by the Parent/Adult Guardian & Youth Candidate:

- Review this R.O.C. Packet ***together.***
- Read, sign and return the Confirmation Candidate Commitment Form ***at the first class of the year.***

Requirements and Assignments to be completed by each Confirmation Candidate:

- Complete and return the Sponsor/Candidate Interview Form.
 - **Due Date:** November 7, 2018
- Complete and return the Confirmation Saint Bio.
 - **Due Date:** January 16, 2019
- Comply with the Attendance Policy to all classes and events.
- Complete the required service hours as described in the Service Hours portion of this packet.

All assignment forms, or descriptions of assignments, are contained in this packet. Please note that the due dates are ***not*** suggestions, they are due dates. Candidates must submit the assignments on or before the assignment due date. Assignments can be submitted to the small group leader at the beginning of every class period or can be submitted via the mailbox outside the Youth Ministry Office during non-class period time. If assignments are not legible they will be considered not complete. If an assignment is late for any reason students will receive late homework assignments which must be completed prior in addition to the original assignment.

If items are submitted via the mailbox, please be sure they are clearly identifiable. Remember that the Office of Youth Ministry and the parish are not responsible for lost or stolen items.

Attendance Policy

Our goal is to create a Christ-centered, faith-growing, fun environment in which students look forward to attending every class and event.

Because we only have two years to prepare students for Sacraments, every event and class is vital to your child's formation. Our attendance policy is as follows:

Requirements for all youth preparing to receive Sacraments:

- Arrive at least 5 minutes prior to the start time of class or event.
 - *Students are considered absent if more than 15 minutes late or leave 10 mins early.*
- Attend a minimum number of class sessions (details are on the Calendar found in this packet.)
 - 3 Tardies (arriving late or leaving early) equals 1 Absence
 - Students must sign in every class or event. If a student fails to do so they will be considered absent.

Absences:

- Youth may only have a maximum of *three unexcused* absences.
- If your child is sick, please provide a doctor's note so that we may excuse the absence. Excused absences do not go against the Five Maximum Absences.
- If your child must miss multiple classes (for whatever reason), please contact the Youth Office so that we can work together to keep your child on track for his or her Confirmation.

Make-up Opportunities:

- The calendar will have "Optional" events such as Trunk R Treat - Attendance at these optional events can give an optional attendance credit.
- We will also announce additional Optional Events through Flocknote as well as at class.

Discipline Policy

Goal Statement: The purpose of this policy is to ensure that every student attending Confirmation at Our Lady of the Lake Catholic Church has the opportunity to participate in a positive and safe learning experience. The goal of the staff is to establish a learning environment that fosters spiritual and intellectual growth. Because the optimum learning environment is free of distractions, certain expectations must be placed on all participating members.

Expectations:

Students:

- 1) Be courteous and respectful*
- 2) Respect church property and equipment
- 3) Adhere to all risk reduction and safety policies

Staff/Teachers/Volunteers:

- 1) Be courteous and respectful*
- 2) Be fair
- 3) Maintain and actively enforce risk reduction and safety policies

* Includes no electronics during events and classes – examples: cell phones, mp3 players, iPods, cameras etc.

- The use of these devices will be allowed if parental notice has been given in writing to the Youth Ministry Staff ahead of time.
- Any electronics found will be taken and given to a church staff member in the Youth Ministry Office. A parent must meet with the staff member in order to get the item back.

Teacher/Volunteer Guidelines: The following is a multi-step approach to group management.

| | | |
|--------|-------------------------|--|
| Step 1 | 1 st Warning | Verbal warning |
| Step 2 | 2 nd Warning | Staff/Volunteer speaks privately to student about behavior |
| Step 3 | Action | - Student will be escorted by a teacher/volunteer to a staff member, and will remain with the staff member as long as the staff member sees fit. |

- Parents will be notified when a student has reached Step 3 more than once.
- Step 1 and 2 and/or 3 may be skipped only if an administrator determines the behavior warrants it. For example, any act of violence or threat of violence is an automatic expulsion from the program.
- Violence of any kind or Threats of Violence, Weapons, Drugs or Alcohol, and any inappropriate touching is an automatic reason for parent notification and youth being sent home.
- This policy was designed to provide students and teacher/volunteers a peaceful way to resolve conflicts. It is our sincere desire that every situation be handled in a professional and respectful manner.

Important: if a teen is disruptive or in general shows they do not want to attend classes, then a parent will be required to attend each class with their teen... sitting at their teen's table. Parents will have to be cleared through the Diocese's Safe Environment process. Any missed classes due to parent trying to become cleared will go against the teen's absences.

Confirmed in Christ Discipleship = Service Due March 27, 2019

As Catholics we are a community and service oriented people. Christ made it clear that He came to serve and not be served (see Matthew 20:28) and that we must follow His example. The author of the Letter of James in Sacred Scripture states it directly in the second chapter: "Faith of itself, if it does not have works, is dead."

As a first year Confirmation Candidate, you are asked to put your faith into practice. This can take the form of service to family, your school, the local community, the parish community, the nation, or the worldwide community. Acts of service come in many forms. Some examples are, but not limited to:

- ❖ Supporting your parents/guardian around the home
- ❖ Helping at a school fundraiser event
- ❖ Visiting elderly/ill family and friends
- ❖ Volunteering at Mass
- ❖ Helping at special parish functions
- ❖ Cleaning up community spaces such as parks
- ❖ Assisting at a food drive or food pantry
- ❖ Donating blood

Each Candidate is required to complete **10 hours** of service during the first year of Confirmation formation. These hours do not have to be consecutive nor do they even need to be major blocks of time. Sometimes service can take 30 minutes, other times it might be a couple of hours. As you complete these acts of service, please fill out the form on the next page (extra copies available online) and submit the form **once it is filled completely** to the Youth Ministry Office, so we are able to track your progress.

Throughout the year there will be opportunities provided by the parish or the Office of Youth Ministry for group service hours. Watch for announcements regarding these opportunities on the website, flocknote, and the bulletin board outside the Youth Ministry Office. As a point to note, while service to the church is very important, not all of your service hours need to be done in service to the church. Outside communities and organizations are important to volunteer for as well.

Service Hour Log

Act of Service: _____ Amount of time: _____

Describe how this act of service bettered the community in which it served: _____

How did this act of service affect you: _____

Signature of supervisor of activity: _____

Email address of supervisor of activity: _____

Act of Service: _____ Amount of time: _____

Describe how this act of service bettered the community in which it served: _____

How did this act of service affect you: _____

Signature of supervisor of activity: _____

Email address of supervisor of activity: _____

Act of Service: _____ Amount of time: _____

Describe how this act of service bettered the community in which it served: _____

How did this act of service affect you: _____

Signature of supervisor of activity: _____

Email address of supervisor of activity: _____

Candidate (Teen) Name: _____

Sponsor Interview Form – Due November 7, 2018

Please note that in addition to this form Our Lady of the Lake Office of Youth Ministry must also receive the following documentation: *A letter of good standing from the parish your sponsor is active with

*If married, a copy of the marriage certificate from the parish of marriage.

Sponsor Full Name: _____ Phone Number _____

Sponsor Street Address: _____

City: _____ State: _____ Zip: _____

In order for the person you have chosen to be your sponsor they must be able to honestly answer yes to all of the following questions. If they can not answer yes honestly, you must choose someone else.

| | | | |
|---|------------------|-----|----|
| Has the individual received within the Roman Catholic Faith: (answer all) | Baptism: | Yes | No |
| | Confirmation: | Yes | No |
| | First Communion: | Yes | No |

Current Marital Status: Single Married Divorced Widow

If Married, is the marriage in accord with the teaching of the Roman Catholic Church----- Yes No

Is the individual 16 years of age or older? ----- Yes No

Please fill out in English. If you need more space, use a separate piece of paper. The Confirmation Candidate should have a conversation about each of these questions with their sponsor. As they discuss, the Candidate needs to fill in their answer and write in their sponsor's answer.

1. What does the word "prayer" mean to you?

a. Candidate:

b. Sponsor:

2. How does prayer affect your daily life?

a. Candidate:

b. Sponsor:

More questions on the next page...

3. Why is being Catholic important to you?

a. Candidate:

b. Sponsor:

4. a. Candidate: Write down why you asked them to be your sponsor:

5. Sponsor: Write down why you agreed to be their sponsor:

6. Together, talk about the responsibilities of a sponsor. Write down what the responsibility you both considered to be the most important one and why?

a. Candidate:

b. Sponsor:

7. How are you both going to continue to help and support each other as you prepare for Confirmation?

a. Candidate:

b. Sponsor:

Qualifications for Sponsors

In order for a person to be qualified as a Sponsor for Confirmation, all the following requirements must be met:

- The sponsor must be sixteen years or older
- The sponsor must be * A Practicing Catholic who has been Confirmed and has already received the Sacrament of the Most Holy Eucharist. (The Office of Youth Ministry must receive a letter of good standing from the parish which your sponsor is registered.)
- If the sponsor is married, the marriage must be in accord with the teachings of the Roman Catholic Church and the Office of Youth Ministry must receive a copy of the marriage certificate from the parish.
- Your sponsor should be someone whom you look up to as a model for your faith journey.
- Godparents are good options for sponsors, but it is not required that your sponsor be your godparent.
- The sponsor cannot be the father or the mother of the one to be confirmed.
- It is recommended that the sponsor not be someone you are dating.
- One Sponsor per Candidate

Please pray about this decision and have a conversation with your parent or a trusted individual as you prepare to make the decision of whom you should choose to be your sponsor.

Confirmation Sponsor – FAQs

Who should a candidate choose as a Confirmation Sponsor?

Whether your sponsor is your godparent or another person you choose, they must be someone whom you know that is * A Practicing Catholic. If the person you are going to choose is married, they must be married in accord with the teachings of the Roman Catholic Church.

What qualities should a candidate look for in a sponsor?

Someone that you feel is trying to be closer to Christ and His Church, someone that you admire for one or more of their virtues (i.e. goodness, kindness, patience, peace, perseverance). Someone you feel will support you through their presence in your life, by their prayers, spiritual support, and by interest in your life in various experiences or events.

Why does a confirmandi need a sponsor?

You need a sponsor to be a role model, an example, someone who will be in your corner, caring about you and praying for and with you. A sponsor is there to be a traveling companion on the journey that you will be walking for the rest of your life as a mature Catholic. When you go on a journey you have to plan where to go, what to take, who to go with, and how you're going to get there. Your sponsor will be the person who will help you to grow in your Faith, guide you in what steps you need to take to do that, make suggestions to help you in the right direction for your life, and ultimately be with you and God in heaven.

* see the next page for a better understanding of the phrase "Practicing Catholic" *

What is meant by the phrase: "A Practicing Catholic?"

This phrase can be understood in several ways depending on the circumstances in which the question is raised. In one sense, a practicing Catholic is one who fulfills certain simple requirements established by Roman Catholic Church law. By fulfilling those minimum requirements, one can be considered a practicing Catholic.

To raise the question beyond the simple legalistic fulfillment of a certain list of requirements, one has to speak of attitude - of how a person *tries* to be Catholic with all their heart and soul, mind and strength. A practicing Catholic, in this sense, is one who has been baptized; one who has received their First Holy Communion and Confirmation; one who frequently receives Holy Communion and goes to Confession; one who sincerely tries to live a life of faith in communion with the Church; one who always tries to form their conscience; one who belongs and participates in the life and activity of their parish church and supports that community to the best of their ability with their time, treasure, and talent. A practicing Catholic is one who lives a chaste life according to their state in life, whether single or married; one who marries according to the laws of the Church. *A practicing Catholic is one who lives to please Christ, not to please self.*

No one is perfect, no one is turned away for being imperfect, but everyone is obliged to strive for perfection and we are strengthened in our efforts by the grace and support of God Himself. Those Catholics who are having serious difficulties with the practice of their faith should legitimately expect the sympathy and help of their fellow Catholics, not judgment, condescension or condemnation. "I must love, I may condemn a person (his actions), but I must love him. If I do not love him, my condemnation is a sign that I am not a Christian." (Pope St. John XXIII)

Confirmation Saint Bio

This project is Due January 16, 2019

A part of your Confirmation process is praying about and picking a Confirmation Saint to be your patron as a mature Catholic. This assignment is meant to help you learn about the saint or biblical person you plan to select. You need to do research about the individual and complete a short biography about them. If appropriate, the confirmandi may use their baptismal name (middle name) again. He/she should understand that a saint (or biblical figure) name is to be chosen to embody a model and intercessor.

You may consider many things while praying about a Confirmation name. Who was the individual? How did they relate to the world? How are you similar to them? Where did they grow up? What were they passionate about? What are they now the patron of? No matter which individual you choose they become *your* patron. This means they will be looking out for you in a special way for your entire life until one day when you meet them in heaven! How can you strive to live like someone if you know nothing about them? This is why we require you to complete the Confirmation Saint Bio.

Why is it even important to feel a connection with a saint? As Catholics, we know the power of having the saints pray (or intercede) for us. The saints' lives point to Christ as "the way, the truth, and the life." Many saints are patrons of different things. For example, St. Cecilia is the patron saint of musicians and St. Aloysius Gonzaga is the patron saint of Catholic youth.

Important note:

The name of the saint you choose is the name that you will take as your own at Confirmation. For example if you choose St. Anthony, the Bishop will say, "Anthony, be sealed with the gift of the Holy Spirit" as you are Confirmed.

Where to do research:

<http://www.catholic.org/saints/>

<http://www.roman-catholic-saints.com/>

<http://www.catholic-saints.info/>

<http://www.catholic-pages.com/dir/saints.asp>

Your local library – Sanctioned Roman Catholic Saint Books

Feel free to ask your Youth Ministry staff if you need help!

If research is done online, please be sure that the site you are gathering your information from is a Roman Catholic website. If you are unsure, please contact us by email –send us the link to the webpage you are reviewing.

More information regarding the assignment is found on next page



Confirmation Saint Bio Information to be sure to include




- ❖ Name of Saint or biblical figure.
- ❖ Date of birth and date of death (if available.)
- ❖ Profession or vocation of the individual if applicable.
- ❖ Reasons why the person is important to the Catholic Church.
- ❖ Reasons why you are drawn to this individual.
- ❖ Of what are they the patron?
- ❖ Is there a symbol usually associated with this individual? If so what?
- ❖ How you plan to use this individual as a model for your faith journey?

You may add additional information regarding the individual. These are the basic points you should know and share about the individual.

Our Lady of the Lake Catholic Church

2018-2019 Youth Ministry Calendar

-  H2O and Leadership Team Meetings
-  Leadership Team Meetings Only

-  Confirmation Preparation Classes
-  2nd Year Confirmation Required Activity
-  Confirmation Rehearsal and Ceremonies
-  Parent Meeting
-  Volunteer Meeting
-  Advent and Lent Family Events
-  Trunk 'r Treat
-  Parish Penance Service

July

| Sun | Mon | Tue | Wed | Thu | Fri | Sat |
|-----|-----|-----|-----|-----|-----|-----|
| 1 | 2 | 3 | 4 | 5 | 6 | 7 |
| 8 | 9 | 10 | 11 | 12 | 13 | 14 |
| 15 | 16 | 17 | 18 | 19 | 20 | 21 |
| 22 | 23 | 24 | 25 | 26 | 27 | 28 |
| 29 | 30 | 31 | | | | |

August

| Sun | Mon | Tue | Wed | Thu | Fri | Sat |
|-----|-----|-----|-----|-----|-----|-----|
| | | | 1 | 2 | 3 | 4 |
| 5 | 6 | 7 | 8 | 9 | 10 | 11 |
| 12 | 13 | 14 | 15 | 16 | 17 | 18 |
| 19 | 20 | 21 | 22 | 23 | 24 | 25 |
| 26 | 27 | 28 | 29 | 30 | 31 | |

September

| Sun | Mon | Tue | Wed | Thu | Fri | Sat |
|-----|-----|-----|-----|-----|-----|-----|
| | | | | | | 1 |
| | | | 5 | 6 | 7 | 8 |
| 9 | 10 | 11 | 12 | 13 | 14 | 15 |
| 16 | 17 | 18 | 19 | 20 | 21 | 22 |
| 23 | 24 | 25 | 26 | 27 | 28 | 29 |
| 30 | | | | | | |

October

| Sun | Mon | Tue | Wed | Thu | Fri | Sat |
|-----|-----|-----|-----|-----|-----|-----|
| | 1 | 2 | 3 | 4 | 5 | 6 |
| 7 | 8 | 9 | 10 | 11 | 12 | 13 |
| 14 | 15 | 16 | 17 | 18 | 19 | 20 |
| 21 | 22 | 23 | 24 | 25 | 26 | 27 |
| 28 | 29 | 30 | 31 | | | |

November

| Sun | Mon | Tue | Wed | Thu | Fri | Sat |
|-----|-----|-----|-----|-----|-----|-----|
| | | | | 1 | 2 | 3 |
| 4 | 5 | 6 | 7 | 8 | 9 | 10 |
| 11 | 12 | 13 | 14 | 15 | 16 | 17 |
| 18 | 19 | 20 | 21 | 22 | 23 | 24 |
| 25 | 26 | 27 | 28 | 29 | 30 | |

December

| Sun | Mon | Tue | Wed | Thu | Fri | Sat |
|-----|-----|-----|-----|-----|-----|-----|
| | | | | | | 1 |
| 2 | 3 | 4 | 5 | 6 | 7 | 8 |
| 9 | 10 | 11 | 12 | 13 | 14 | 15 |
| 16 | 17 | 18 | 19 | 20 | 21 | 22 |
| 23 | 24 | 25 | 26 | 27 | 28 | 29 |
| 30 | 31 | | | | | |

January

| Sun | Mon | Tue | Wed | Thu | Fri | Sat |
|-----|-----|-----|-----|-----|-----|-----|
| | | 1 | 2 | 3 | 4 | 5 |
| 6 | 7 | 8 | 9 | 10 | 11 | 12 |
| 13 | 14 | 15 | 16 | 17 | 18 | 19 |
| 20 | 21 | 22 | 23 | 24 | 25 | 26 |
| 27 | 28 | 29 | 30 | 31 | | |

February

| Sun | Mon | Tue | Wed | Thu | Fri | Sat |
|-----|-----|-----|-----|-----|-----|-----|
| | | | | | 1 | 2 |
| 3 | 4 | 5 | 6 | 7 | 8 | 9 |
| 10 | 11 | 12 | 13 | 14 | 15 | 16 |
| 17 | 18 | 19 | 20 | 21 | 22 | 23 |
| 24 | 25 | 26 | 27 | 28 | | |

March

| Sun | Mon | Tue | Wed | Thu | Fri | Sat |
|-----|-----|-----|-----|-----|-----|-----|
| | | | | | 1 | 2 |
| 3 | 4 | 5 | 6 | 7 | 8 | 9 |
| 10 | 11 | 12 | 13 | 14 | 15 | 16 |
| 17 | 18 | 19 | 20 | 21 | 22 | 23 |
| 24 | 25 | 26 | 27 | 28 | 29 | 30 |
| 31 | | | | | | |

April

| Sun | Mon | Tue | Wed | Thu | Fri | Sat |
|-----|-----|-----|-----|-----|-----|-----|
| | 1 | 2 | 3 | 4 | 5 | 6 |
| 7 | 8 | 9 | 10 | 11 | 12 | 13 |
| 14 | 15 | 16 | 17 | 18 | 19 | 20 |
| 21 | 22 | 23 | 24 | 25 | 26 | 27 |
| 28 | 29 | 30 | | | | |

May

| Sun | Mon | Tue | Wed | Thu | Fri | Sat |
|-----|-----|-----|-----|-----|-----|-----|
| | | | 1 | 2 | 3 | 4 |
| 5 | 6 | 7 | 8 | 9 | 10 | 11 |
| 12 | 13 | 14 | 15 | 16 | 17 | 18 |
| 19 | 20 | 21 | 22 | 23 | 24 | 25 |
| 26 | 27 | 28 | 29 | 30 | 31 | |

June

| Sun | Mon | Tue | Wed | Thu | Fri | Sat |
|-----|-----|-----|-----|-----|-----|-----|
| | | | | | | 1 |
| 2 | 3 | 4 | 5 | 6 | 7 | 8 |
| 9 | 10 | 11 | 12 | 13 | 14 | 15 |
| 16 | 17 | 18 | 19 | 20 | 21 | 22 |
| 23 | 24 | 25 | 26 | 27 | 28 | 29 |
| 30 | | | | | | |

Confirmation Preparation Class Dates

Class 1-August 29
Class 2-September 5
Class 3-September 12
Class 4-September 19
Class 5-September 26
Class 6-October 3
Class 7-October 10
Class 8-October 17
Class 9-October 24
Class 10-November 7
Class 11-November 14
Class 12-January 9
Class 13-January 16
Class 14-January 23
Class 15-January 30
Class 16-February 6
Class 17-February 13
Class 18-February 20
Class 19-February 27
Class 20-March 20
Class 21-March 27
Class 22-April 3
Class 23-April 10
Class 24-April 17

Parents of youth preparing for the Sacrament of Confirmation are asked to attend the parent meeting on **Wednesday, August 22 at 7:00pm in the Holy Family Center.**

****Just a few helpful reminders****

- Students are allowed no more than 5 absences per year. Three of the five must be made up through additional homework assignments or out of class parish activities. Students who are tardy to class will be assigned 1 absence for every 3 tardies.
- Punctuality is important. If a student arrives late (s)he will be noted as tardy. Students who arrive more than 15 minutes late, or who leave more than 10 minutes early from class, will not be noted as tardy and instead will be considered absent from that class or activity.
- Flocknote is the primary means of communication for the Office of Youth Ministry. Please be sure that you subscribe to the correct subgroup under the Youth Ministry section of the parish's Flocknote group.
- Students who have not received the Sacraments of First Communion or Baptism need to speak directly with the Director of Youth Ministry to make sure they receive additional preparation for these Sacraments.
- The Office of Youth Ministry Contact Information:
972-961-9377 or youthadmin@ourladyrockwall.org

H2O/Leadership Team Meeting Dates

Period 1-August 26
Period 2-September 9
Period 3-September 16
Period 4-September 23
Period 5-September 30
Period 6-October 7
Period 7-October 14
Period 8-October 21
Period 9-October 28
Period 10-November 4
Period 11-November 11
Period 12-January 6
Period 13-January 13
Period 14-January 27
Period 15-February 3
Period 16-February 10
Period 17-February 17
Period 18-February 24
Period 19-March 3
Period 20-March 17
Period 21-March 24
Period 22-March 31
Period 23-April 7
Period 24-April 14

Additional Required Activities for 2nd year Confirmation Preparation Students

Confirmation Workshop **November 26 at 6:30pm-8:00pm** or **December 5 at 6:30pm-8:00pm**

Each second year Confirmation student and a parent or sponsor must attend one of the two Confirmation Workshops. This is an hour and a half activity which will promote a conversation between the student and a adult as they journey closer to the Sacrament of Confirmation. **This is a required activity.** Any student not participating in one of these two workshops, will not be permitted to receive the Sacrament of Confirmation.

Confirmation Retreat **January 18-20**

This is a required activity for all second year Confirmation students, without exception. Please refer to the R.O.C. packet for specific details regarding when, where, what to bring, and what to expect.

Confirmation Rehearsals & Ceremonies

With the large number of Confirmation students at Our Lady of the Lake, there are two Confirmation ceremonies. Students are given the opportunity to select a ceremony date only after the following three requirements are fulfilled: 1.) All assignments listed in the R.O.C. packet are complete. 2.) All late or makeup assignments are complete. 3.) All required activities are attended.

Confirmation Ceremony and Rehearsal Dates

Ceremony Thursday, April 23 at 7:00pm with **Rehearsal Wednesday, April 24 at 6:00pm**

Ceremony Friday, April 26 at 7:00pm with **Rehearsal Wednesday, April 24 at 7:30pm**

The Confirmation rehearsals are specific to the ceremony associated to it and so the student and sponsor are required to attend their assigned rehearsal time.

Our Lady of the Lake Roman Catholic Church

Confirmation Candidate / Parent Commitment

I, _____, commit myself to the preparation to receive the Sacrament of Confirmation. *By signing this commitment I dedicate myself to work and prepare myself (spiritually and mentally) between now and the end of my Confirmation Process. I will do this in the following ways:*

- ✓ Through daily personal prayer.
- ✓ Through attendance at Mass at least weekly.
- ✓ Through going to Reconciliation (Confession) at least once a year.
- ✓ Through studying the faith and asking questions.
- ✓ Through attendance and full participation at my normal faith formation classes and events.
- ✓ Through service to my church and community.
- ✓ Through my personal witness to Christ and His Church as evidence by my attitude and behavior.
- ✓ I have read this ROC Packet and understand what is expected of me and my family throughout this year of the Confirmation Process.

I also commit myself to being open to all that Christ has to reveal to me during this time of preparation, to the Holy Spirit and it's guidance in my life, and to what my small group leader and teachers have to share with me.

I understand the Sacrament of Confirmation is a gift from God rather than a requirement to get out of the way. Therefore I take this step freely and without reservation.

Signed: _____
Candidates Name (youth) _____
Date

Signed: _____
Legal Guardian Name & Signature _____
Date