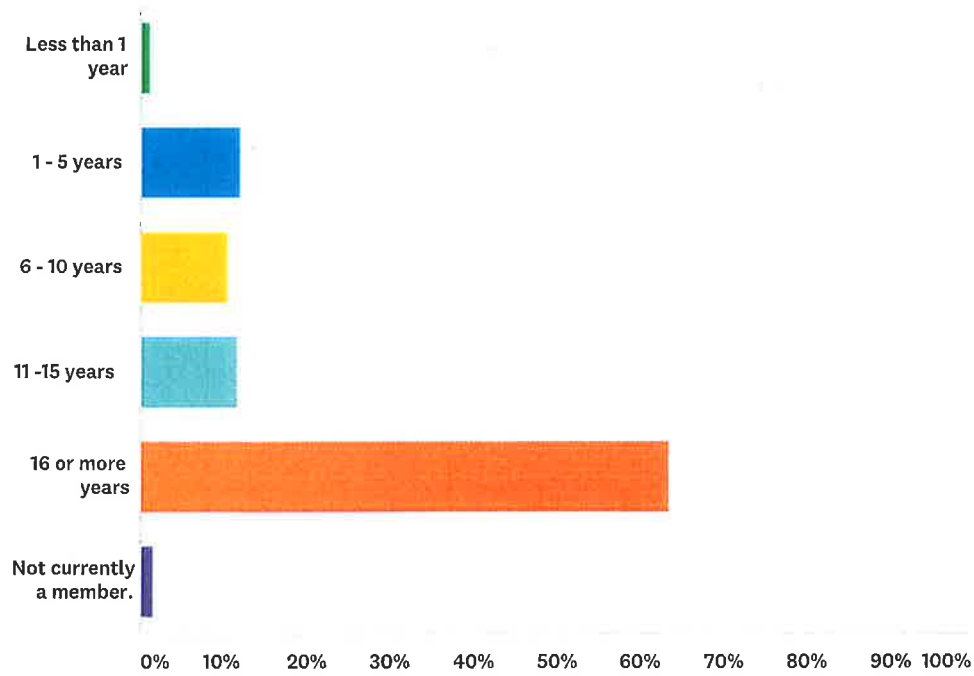


Saint Mary's Parish Survey

Presented February 28, 2019

Q1 How long have you been a member of Saint Mary's Parish?

Answered: 267 Skipped: 8



ANSWER CHOICES

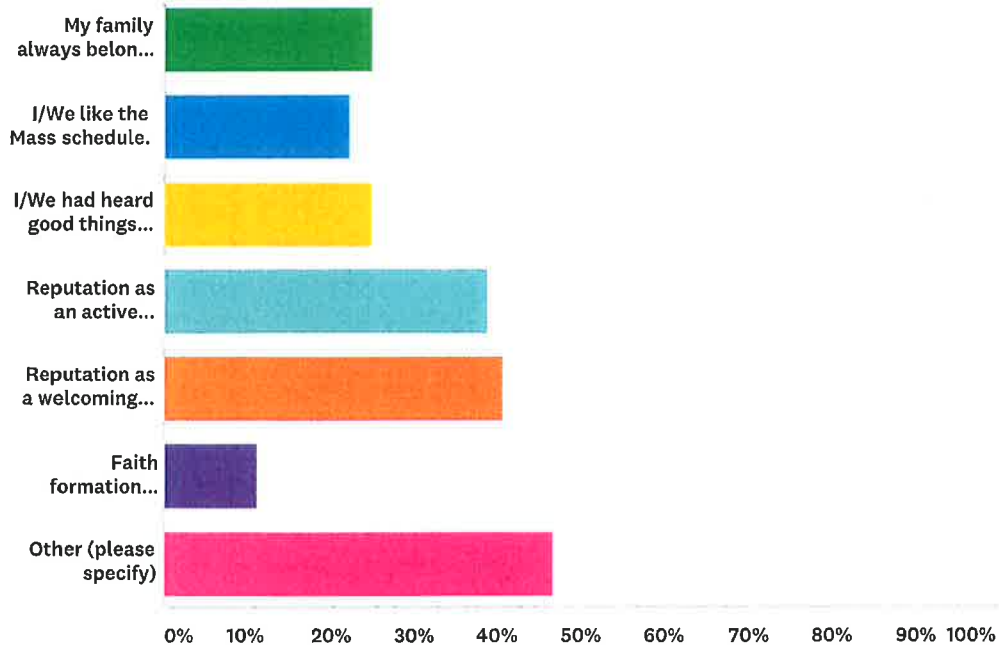
RESPONSES

Less than 1 year	1.12%	3
1 - 5 years	11.99%	32
6 - 10 years	10.49%	28
11 - 15 years	11.61%	31
16 or more years	63.30%	169
Not currently a member.	1.50%	4

Total Respondents: 267

Q2 Why did you join Saint Mary's Parish? (CHECK ALL THAT APPLY)

Answered: 261 Skipped: 14



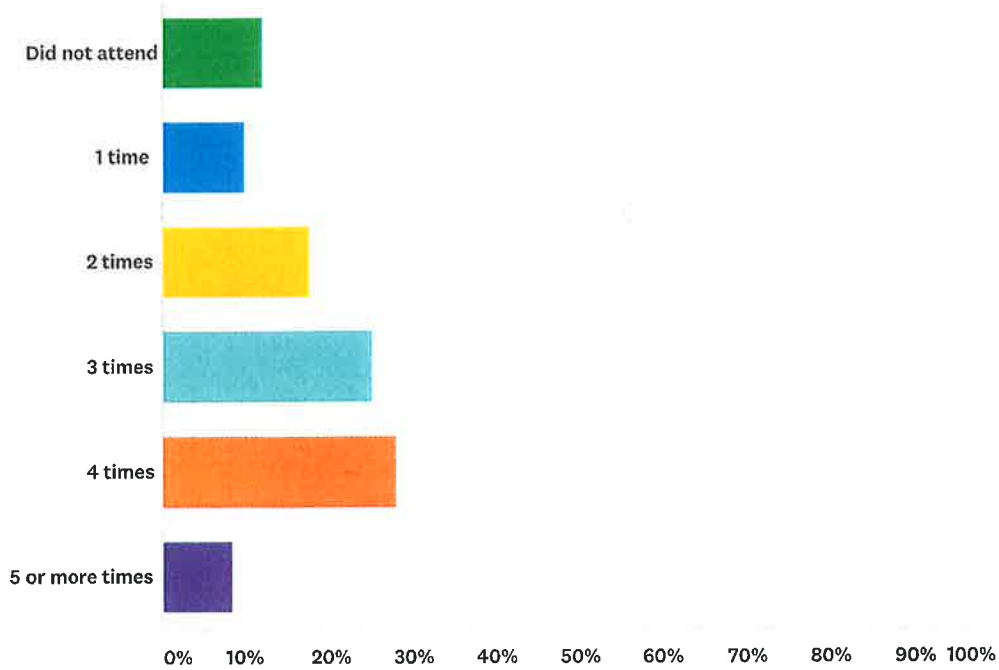
ANSWER CHOICES

RESPONSES

My family always belonged to Saint Mary's Parish:	24.90%	65
I/We like the Mass schedule.	22.22%	58
I/We had heard good things about the celebration of the Mass.	24.90%	65
Reputation as an active parish.	38.70%	101
Reputation as a welcoming spirit.	40.61%	106
Faith formation programs.	11.11%	29
Other (please specify)	46.74%	122
Total Respondents: 261		

Q3 During the previous four weeks how often have you attended Mass at Saint Mary's Parish?

Answered: 262 Skipped: 13



ANSWER CHOICES

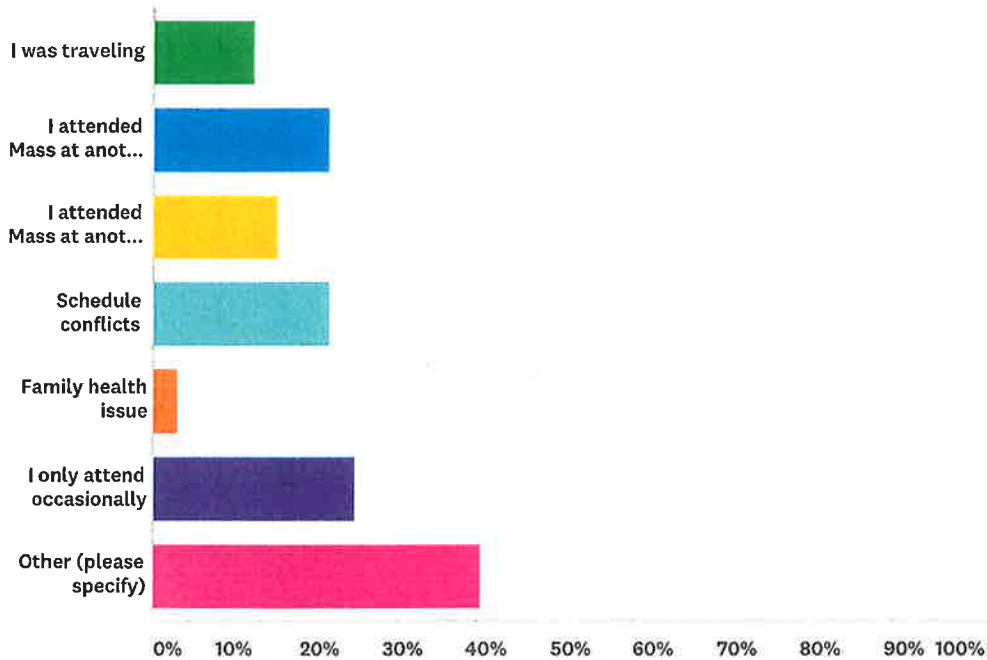
RESPONSES

Did not attend	11.83%	31
1 time	9.92%	26
2 times	17.56%	46
3 times	24.81%	65
4 times	27.86%	73
5 or more times	8.40%	22

Total Respondents: 262

Q4 Which statement would best describe why you did not attend Mass at Saint Mary's Parish during the previous four weekends? (CHECK ALL THAT APPLY)

Answered: 33 Skipped: 242



ANSWER CHOICES

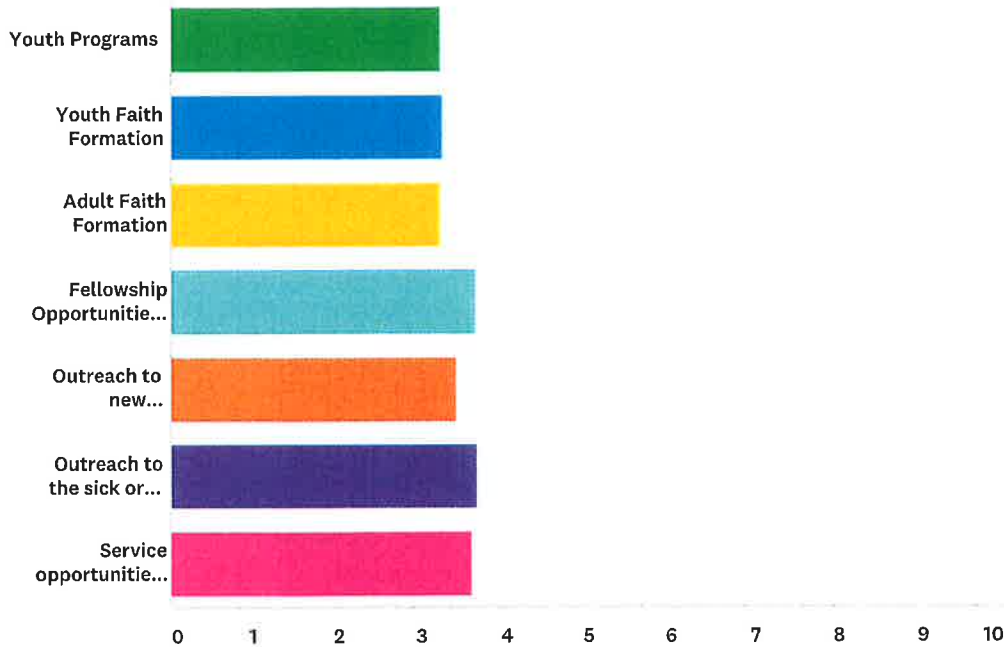
RESPONSES

I was traveling	12.12%	4
I attended Mass at another parish in Winona	21.21%	7
I attended Mass at another parish in a community other than Winona	15.15%	5
Schedule conflicts	21.21%	7
Family health issue	3.03%	1
I only attend occasionally	24.24%	8
Other (please specify)	39.39%	13

Total Respondents: 33

Q5 Please indicate how satisfied you are with the following church activities. If you do not have experiences with any of the items please circle "NK" No Knowledge. Please rate each activity by circling a number on a scale of 1 to 4, 1 meaning very dissatisfied to 4 meaning very satisfied.

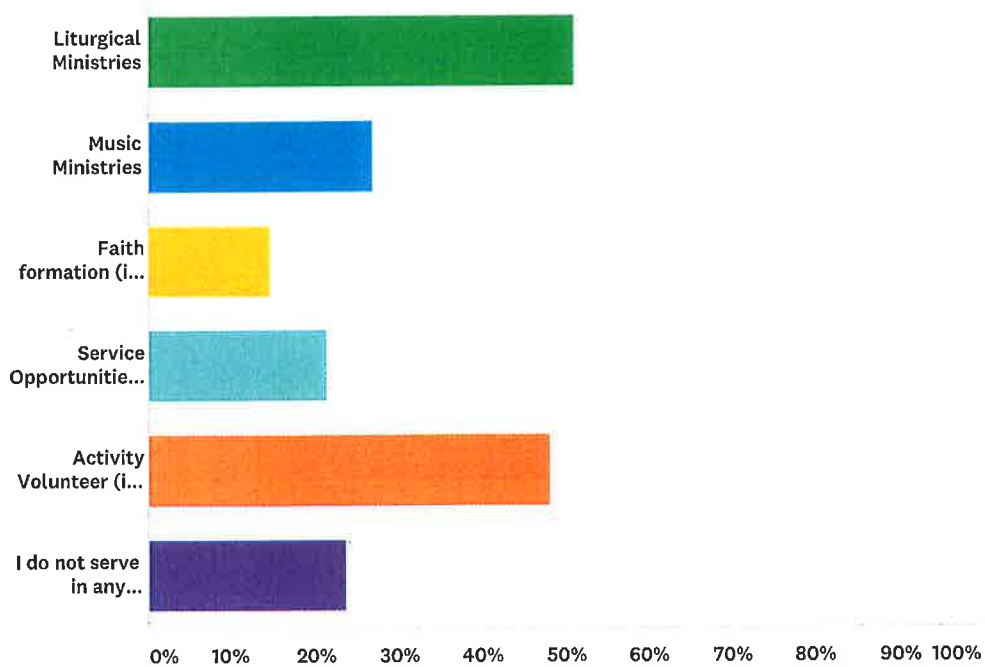
Answered: 258 Skipped: 17



	VERY DISSATISFIED (1)	2	3	VERY SATISFIED (4)	NO KNOWLEDGE (NK)	TOTAL	WEIGHTED AVERAGE
Youth Programs	1.64% 4	5.33% 13	21.72% 53	19.26% 47	52.05% 127	244	3.22
Youth Faith Formation	1.56% 4	5.08% 13	21.48% 55	19.53% 50	52.34% 134	256	3.24
Adult Faith Formation	2.39% 6	5.18% 13	21.91% 55	21.12% 53	49.40% 124	251	3.22
Fellowship Opportunities (i.e. Outdoor mass, Festivals, Donuts)	1.57% 4	2.35% 6	22.35% 57	63.14% 161	10.59% 27	255	3.64
Outreach to new parishioners	1.19% 3	5.53% 14	17.00% 43	28.85% 73	47.43% 120	253	3.40
Outreach to the sick or elderly	1.17% 3	1.56% 4	12.06% 31	40.08% 103	45.14% 116	257	3.66
Service opportunities (i.e. parish maintenance, committee work)	1.96% 5	2.75% 7	19.22% 49	51.37% 131	24.71% 63	255	3.59

Q6 Do you or a family member currently serve in any of the following ministries? (PLEASE CHECK ALL THAT APPLY)

Answered: 253 Skipped: 22



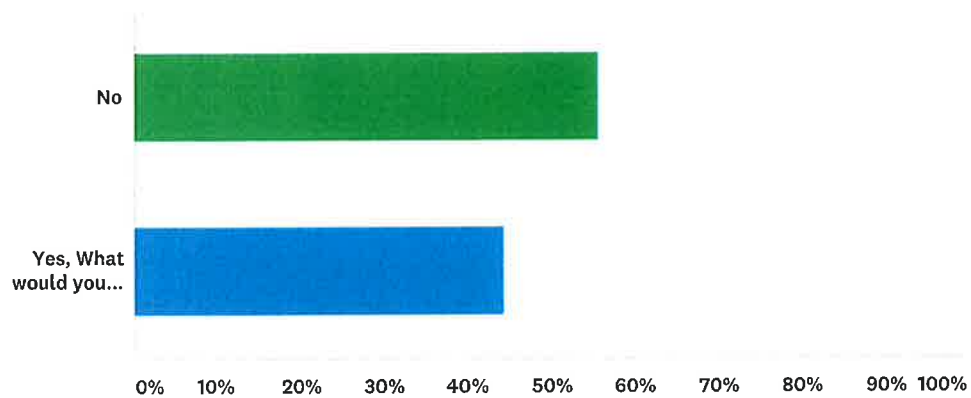
ANSWER CHOICES

RESPONSES

ANSWER CHOICES	RESPONSES	Count
Liturgical Ministries	50.99%	129
Music Ministries	26.88%	68
Faith formation (i.e. teachers, Bible studies, marriage preparation, RCIA instructors)	14.62%	37
Service Opportunities (i.e. ministry to the sick, parish maintenance)	21.34%	54
Activity Volunteer (i.e. festivals, donut Sundays, fish fries)	48.22%	122
I do not serve in any ministries.	23.72%	60
Total Respondents: 253		

Q7 Some people do not participate in ministries for various (or personal) reasons. Do you think more needs to be done to encourage people to serve in parish ministries?

Answered: 239 Skipped: 36



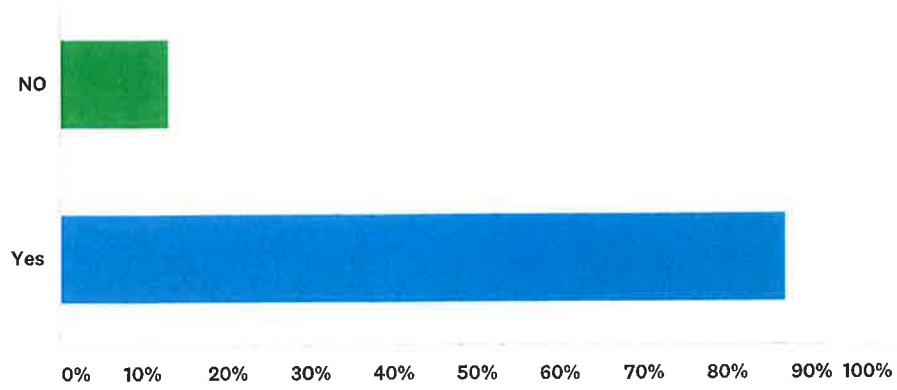
ANSWER CHOICES

RESPONSES

No	55.65%	133
Yes, What would you suggest?	44.35%	106
TOTAL		239

Q8 Do you have children?

Answered: 254 Skipped: 21



ANSWER CHOICES

NO

Yes

Total Respondents: 254

RESPONSES

12.99%

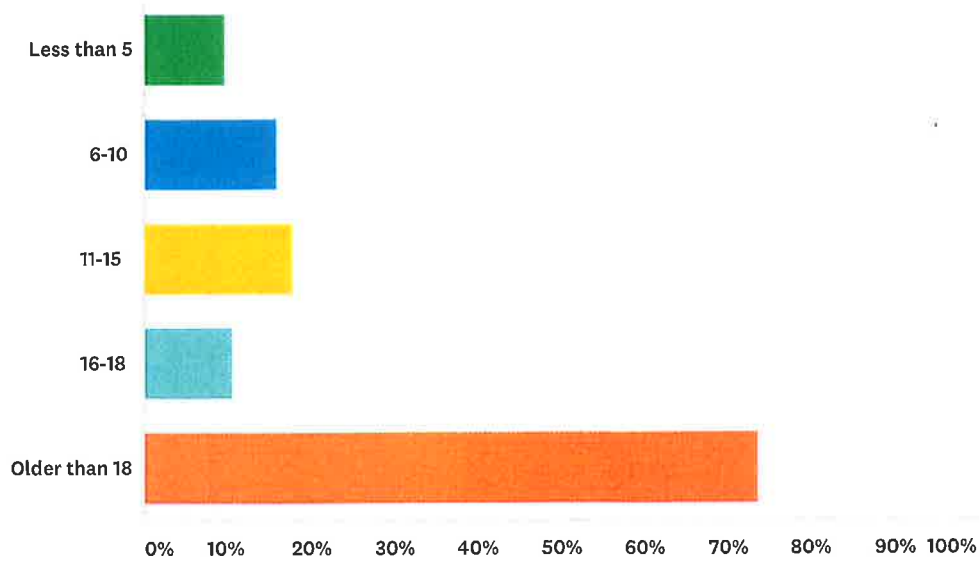
87.01%

33

221

Q9 What are your children's ages? (CHECK ALL THAT APPLY)

Answered: 220 Skipped: 55



ANSWER CHOICES

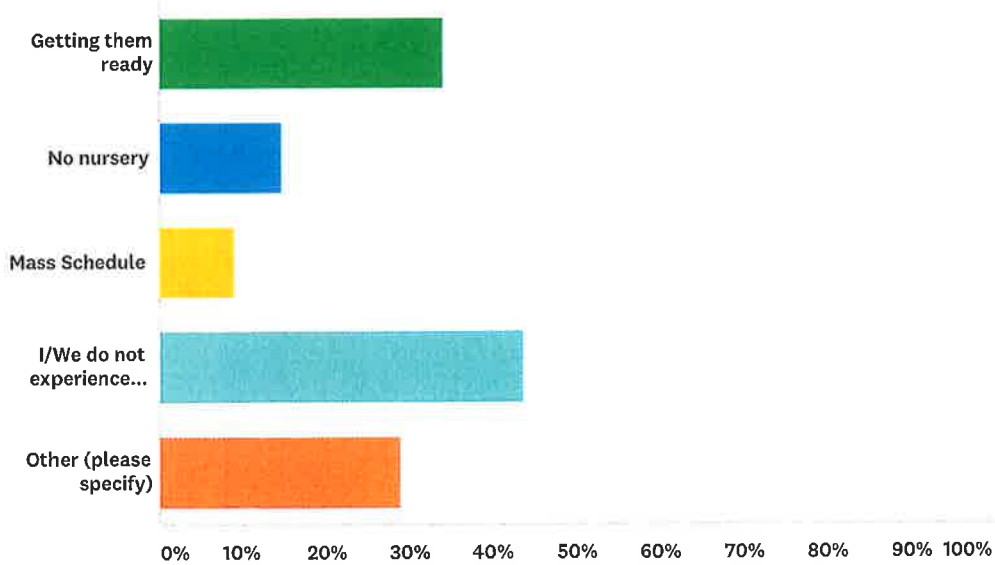
RESPONSES

Less than 5	9.55%	21
6-10	15.91%	35
11-15	17.73%	39
16-18	10.45%	23
Older than 18	73.64%	162

Total Respondents: 220

Q10 What are the significant challenges a family with young children faces when trying to attend Mass? (CHECK ALL THAT APPLY)

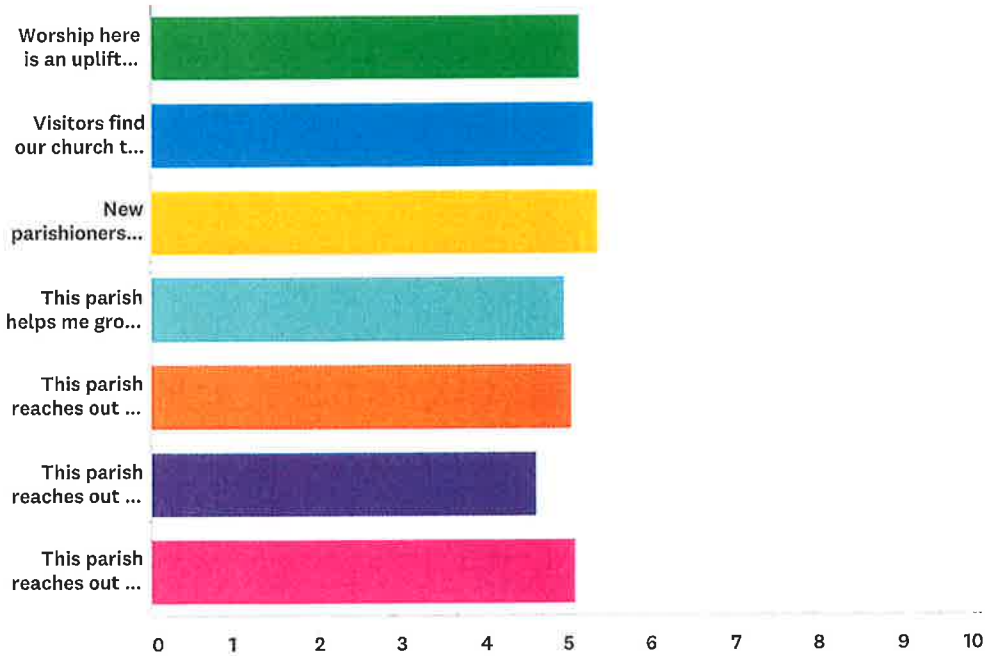
Answered: 191 Skipped: 84



ANSWER CHOICES	RESPONSES	
Getting them ready	34.03%	65
No nursery	14.66%	28
Mass Schedule	8.90%	17
I/We do not experience challenges	43.46%	83
Other (please specify)	28.80%	55
Total Respondents: 191		

Q11 Please indicate how strongly you agree or disagree with the following statements on a scale of 1 to 6 with 1 being Strongly Disagree and 6 being Strongly Agree. "NK" if you have No Knowledge.


Answered: 250 Skipped: 25



	STRONGLY DISAGREE (1)	2	3	4	5	STRONGLY AGREE (6)	NO KNOWLEDGE (NK)	TOTAL	WEIGHTED AVERAGE
Worship here is an uplifting spiritual experience.	0.81% 2	3.63% 9	5.24% 13	13.31% 33	24.60% 61	51.61% 128	0.81% 2	248	5.14
Visitors find our church to be welcoming.	0.81% 2	2.44% 6	2.03% 5	8.54% 21	24.80% 61	50.41% 124	10.98% 27	246	5.31
New parishioners find our church to be welcoming.	0.40% 1	2.02% 5	1.21% 3	6.85% 17	19.35% 48	45.56% 113	24.60% 61	248	5.38
This parish helps me grow in my faith journey.	0.81% 2	5.65% 14	6.85% 17	16.13% 40	22.98% 57	46.37% 115	1.21% 3	248	4.96
This parish reaches out to people with different backgrounds.	2.02% 5	2.83% 7	4.45% 11	8.10% 20	15.79% 39	37.25% 92	29.55% 73	247	5.05
This parish reaches out to young adults.	2.43% 6	4.45% 11	7.29% 18	11.74% 29	16.60% 41	24.70% 61	32.79% 81	247	4.63
This parish reaches out to young families.	0.82% 2	1.22% 3	6.12% 15	8.16% 20	22.04% 54	33.47% 82	28.16% 69	245	5.09

Q12 In your opinion, should the parish be putting less, the same or more emphasis on:

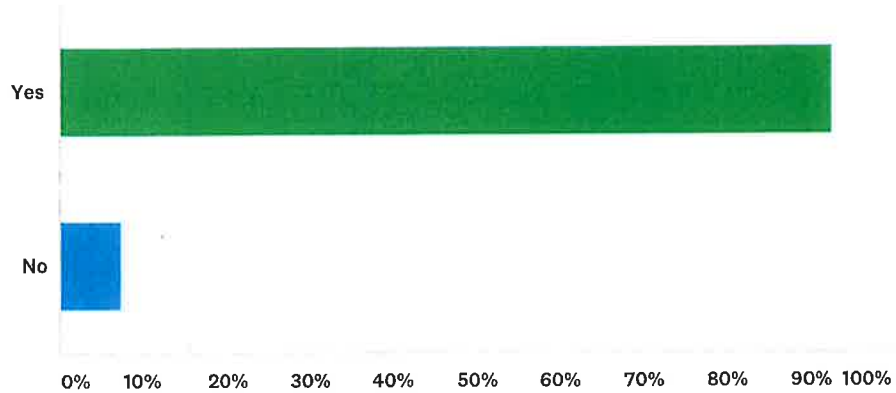
Answered: 239 Skipped: 36



	MUCH LESS (1)	SOMEWHAT LESS (2)	3	4	SOMEWHAT MORE (5)	MUCH MORE (6)	NO OPINION (N/O)	TOTAL	WEIGHTED AVERAGE
Youth Ministry	0.00% 0	0.42% 1	6.30% 15	26.47% 63	29.83% 71	13.87% 33	23.11% 55	238	4.66
Older Adults	0.00% 0	0.84% 2	10.13% 24	39.24% 93	19.83% 47	1.69% 4	28.27% 67	237	4.16
Families with Children	0.42% 1	1.27% 3	4.64% 11	32.49% 77	32.49% 77	5.91% 14	22.78% 54	237	4.46
Caring for the poor/less fortunate	0.00% 0	0.42% 1	7.56% 18	31.09% 74	26.89% 64	15.55% 37	18.49% 44	238	4.61
Scripture Studies	1.71% 4	0.85% 2	11.11% 26	30.77% 72	20.51% 48	7.69% 18	27.35% 64	234	4.25

Q13 For the next question the term “connected” is defined as meaning “to feel a part of, welcomed, significant, to know others or a positive warm feeling.” Do you feel “connected” to Saint Mary’s Parish?

Answered: 243 Skipped: 32



ANSWER CHOICES

Yes

No

Total Respondents: 243

RESPONSES

92.59%

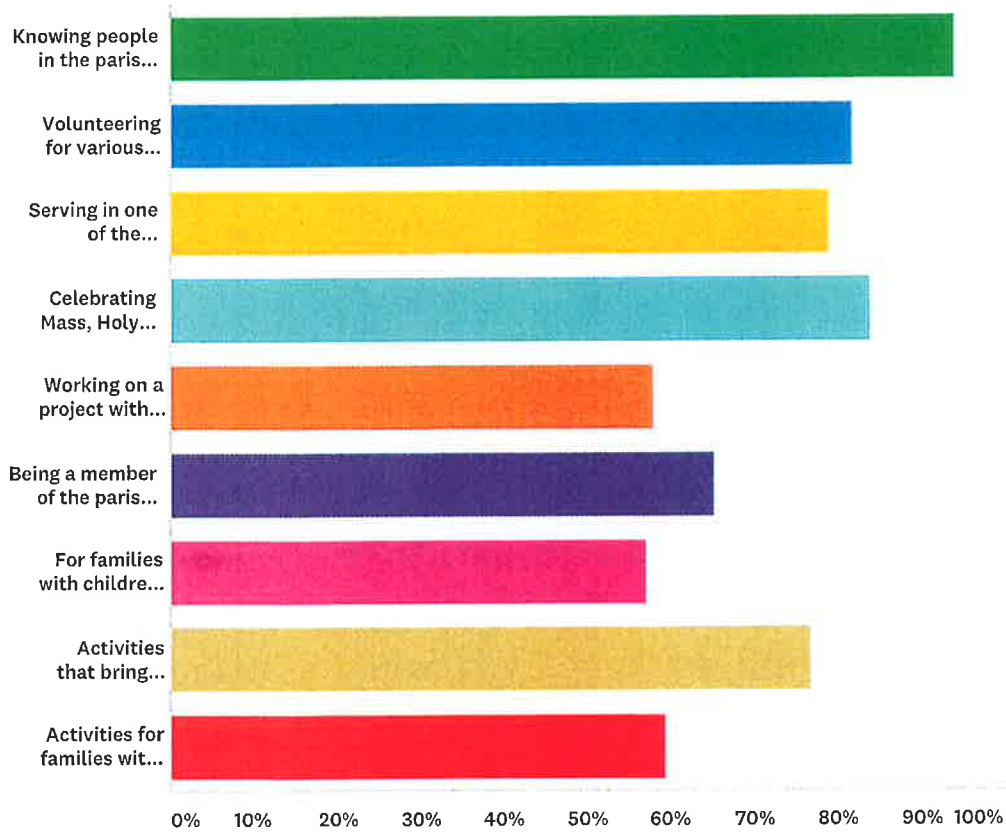
7.41%

225

18

Q14 What do you think makes people feel connected to their parish? (CHECK ALL THAT APPLY)

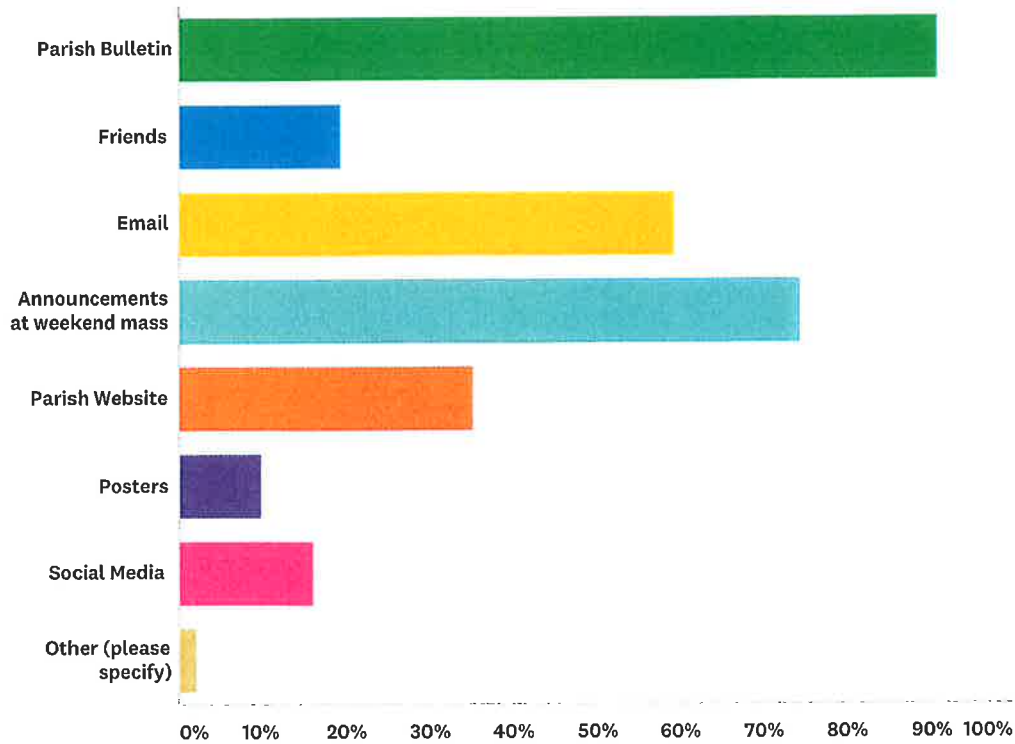
Answered: 224 Skipped: 51



ANSWER CHOICES	RESPONSES
Knowing people in the parish and others knowing you	94.20% 211
Volunteering for various activities at the parish	81.70% 183
Serving in one of the ministries provided by the parish	79.02% 177
Celebrating Mass, Holy Days, Feast Days and holidays at the parish	83.93% 188
Working on a project with other parishioners	58.04% 130
Being a member of the parish for a few years	65.18% 146
For families with children a connection to other families through children	57.14% 128
Activities that bring parishioners together to celebrate and enjoy time together	76.79% 172
Activities for families with children of all ages	59.38% 133
Total Respondents: 224	

Q16 Where do you get your information about services and events at Saint Mary's Parish? (CHECK ALL THAT APPLY)

Answered: 242 Skipped: 33



ANSWER CHOICES

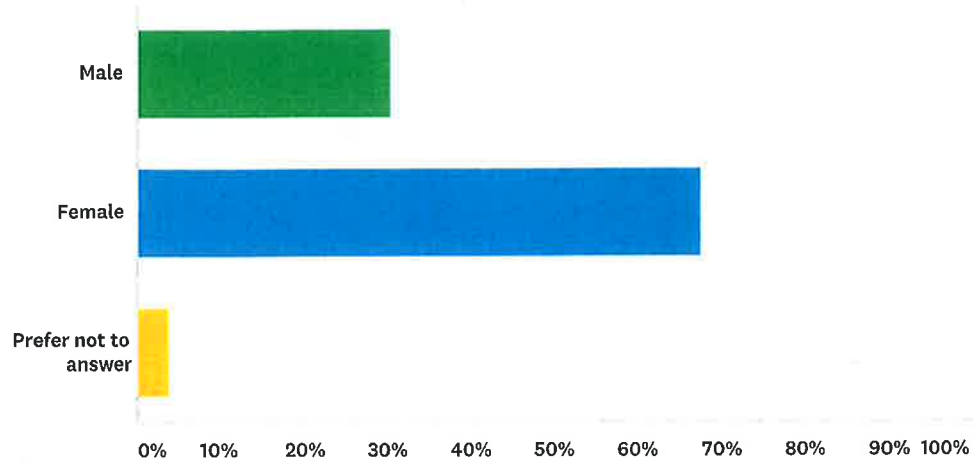
RESPONSES

ANSWER CHOICES	RESPONSES	Count
Parish Bulletin	90.91%	220
Friends	19.42%	47
Email	59.50%	144
Announcements at weekend mass	74.38%	180
Parish Website	35.12%	85
Posters	9.92%	24
Social Media	16.12%	39
Other (please specify)	2.07%	5

Total Respondents: 242

Q17 Please indicate your gender.

Answered: 244 Skipped: 31



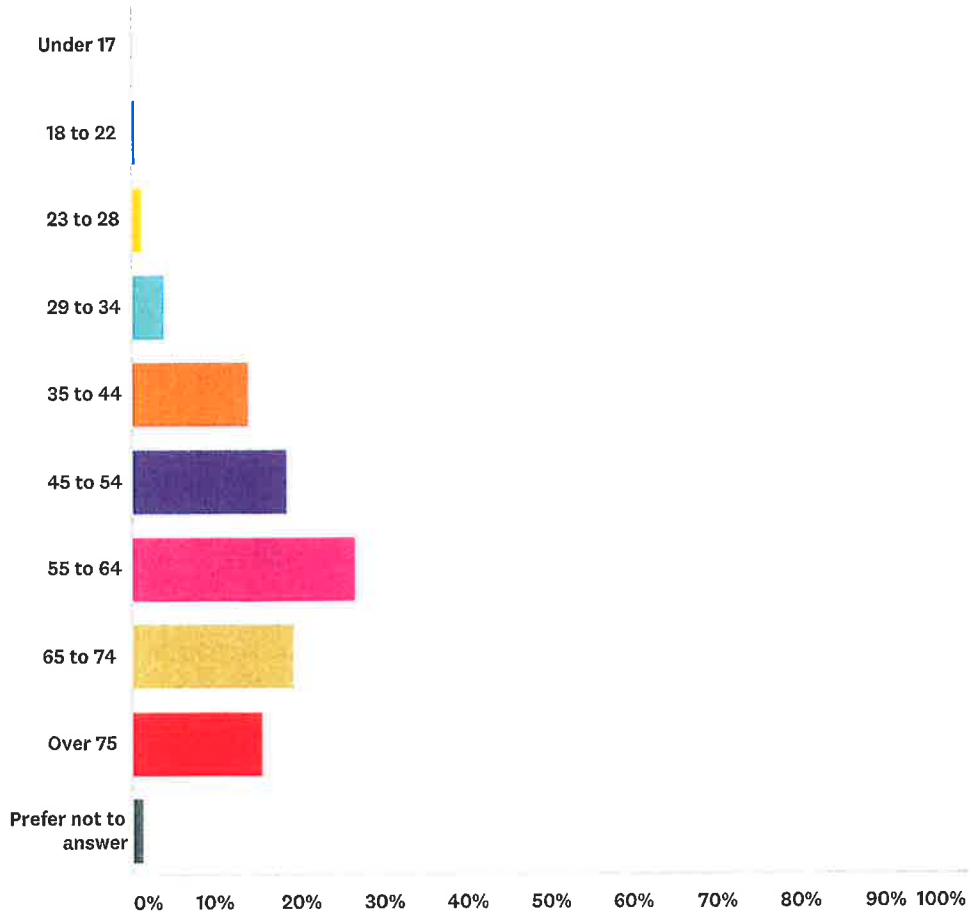
ANSWER CHOICES

RESPONSES

Male	30.33%	74
Female	67.62%	165
Prefer not to answer	3.69%	9
Total Respondents: 244		

Q18 To which age group do you belong?

Answered: 245 Skipped: 30



ANSWER CHOICES	RESPONSES	
Under 17	0.00%	0
18 to 22	0.41%	1
23 to 28	1.22%	3
29 to 34	3.67%	9
35 to 44	13.88%	34
45 to 54	18.37%	45
55 to 64	26.53%	65
65 to 74	19.18%	47
Over 75	15.51%	38
Prefer not to answer	1.22%	3
TOTAL		245

Question 2: Why did you join Saint Mary's Parish?

(Other, please specify)

Top five reasons people gave for joining Saint Mary's.

1. (47) Location (Near my home) 47 respondents.
2. (15) A family member belonged to Saint Mary's (parents, grandparents, fiancé, friend).
3. (13) I/we felt welcomed when we attended.
4. (13) Father Jim. (Fr. Jim invited us/me, very warm and welcoming, enjoyed energy, Mass
5. (4) Saint Mary's School
6. (4) Youth programs.

Question 4: Other reasons for not attending Mass at Saint Mary's Parish?

13 responses, no repeats or groupings.

Question 7: Some people do not participate in ministries. What might be done to encourage people to serve in parish ministries? (Specify)

1. (60) People need to be invited, continually invite, personal invitations by other parishioners, invitation by staff, invite throughout the year.
2. (4) May be provide more info when inviting people.
3. (4) Have a service fair after Mass and have people explain.

Question 10: What significant challenges when trying to attend Mass with small children?

1. (10) Competing activities.
2. (9) Concern others will be disturbed by crying or disruptive children.
3. (21) Does not apply to me/us.

Question 14: What might be done to help parishioners feel more connected?

1. (16) The parish staff already do a great job, Fr. Joe, Fr. Jim, Fr. Becker all did a great job.
2. (14) Make a personal contact, even by telephone, parish staff and priest, train others to call, connect and invite people.
3. (8) More activities, cards, games, pot lucks, more fellowship after Mass.
4. (6) Welcome new people into the parish, welcome committee, buddy family system.
5. (3) Have people introduce themselves to others near them before Mass starts.

Question 17: Comments that you would like to add that would aid the parish in serving parishioners in the future?

1. (34) No
2. (19) Remain a welcoming parish. When we see someone new talk to them, Keep up the good work you are doing, all parishioners should spread the good news of Saint Mary's Parish, Invite others to participate in Mass and activities, meet in small groups when possible.
3. (10) Keep Father Jim going, Father Jim is welcoming, inviting.
4. (3) Reach out to others, interfaith events, speakers, Spanish Mass

